




# Playtime




Claire Selby

OXFORD




# Playtime



by Claire Selby

Illustrations by Annabel Tempest

OXFORD  
UNIVERSITY PRESS



Starter  
Unit

# Hi! Hello!

## Lesson 1



1

Match.



## Lesson 2



### Number song

1, 2, 3, 4, 5, 6.

1, 2, 3,

Count with me.



1, 2, 3, 4, 5, 6.

1, 2, 3, 4, 5, 6.

1, 2, 3,

Count with me.

1, 2, 3, 4, 5, 6.





# 1

# Where's Monkey?

## Lesson 1



### Page 1

Rocket, Star, Twig and Melody are at playschool.  
'Hello children!' says the teacher. 'Let's play a game!'

### Page 2

Star, Twig and Melody close their eyes and count to five, '1, 2, 3, 4, 5!'  
Rocket runs into the playhouse.

### Page 3

The children open their eyes.  
'Where's Rocket?' asks the teacher.  
'Can you find him?'  
'Let's look!' says Star.

### Page 4

Melody and Twig look under the table.  
'Ooh Ooh Rocket!' calls Melody. 'Where are you?'  
'Rocket isn't here,' says Twig.

### Page 5

So Star looks in the playhouse.  
'Aha! Here's Rocket!' she says.  
'Yes, here I am!' says Rocket.  
'Well done, Star!' says the teacher.

### Page 6

Rocket's here, but oh dear, where's Monkey?  
'Ooh Ooh Monkey! Where are you?' calls Rocket.  
'Let's look!' says Star. 'Ooh Ooh!'



### Ooh Ooh Monkey!

Ooh Ooh Monkey!  
Where are you?  
Ooh Ooh Monkey!  
I'm looking for you.  
Ooh Ooh Monkey!  
Where are you?  
Let's look for Monkey!  
You can look too.

[Repeat]

### Page 7

So where's Monkey? Melody looks in the toy box.  
'I can see two ears and two eyes,' she says.  
'Yes!' says Twig. 'And I can see a nose and a mouth.'

### Page 8

'It's Monkey!' say Melody and Twig.  
'Oh Monkey!' says Rocket. 'Thank you, everyone!'  
And all the children say, 'Hurray!'



# Where's Monkey?

## Lesson 2



### Page 1

Rocket, Star, Twig and Melody are at playschool. 'Hello children!' says the teacher. 'Let's play a game!'

### Page 2

Star, Twig and Melody close their eyes and count to five, '1, 2, 3, 4, 5!' Rocket runs into the playhouse.

### Page 3

The children open their eyes. 'Where's Rocket?' asks the teacher. 'Can you find him?' 'Let's look!' says Star.

### Page 4

Melody and Twig look under the table. 'Ooh Ooh Rocket!' calls Melody. 'Where are you?' 'Rocket isn't here,' says Twig.

### Page 5

So Star looks in the playhouse. 'Aha! Here's Rocket!' she says. 'Yes, here I am!' says Rocket. 'Well done, Star!' says the teacher.

### Page 6

Rocket's here, but oh dear, where's Monkey? 'Ooh Ooh Monkey! Where are you?' calls Rocket. 'Let's look!' says Star. 'Ooh Ooh!'



### Ooh Ooh Monkey!

Ooh Ooh Monkey!  
Where are you?  
Ooh Ooh Monkey!  
I'm looking for you.  
Ooh Ooh Monkey!  
Where are you?  
Let's look for Monkey!  
You can look too.


[Repeat]

### Page 7

So where's Monkey? Melody looks in the toy box. 'I can see two ears and two eyes,' she says. 'Yes!' says Twig. 'And I can see a nose and a mouth.'

### Page 8

'It's Monkey!' say Melody and Twig. 'Oh Monkey!' says Rocket. 'Thank you, everyone!' And all the children say, 'Hurray!'





# Where's Monkey?


## Lesson 3



### Monkey says

Monkey says,  
'Touch your nose!  
Touch your hair!  
Touch your face!'  
Monkey says,  
'Touch your nose!  
Nose! Nose! Nose!'

Monkey says,  
'Touch your eyes!  
Touch your mouth!  
Touch your ears!'  
Monkey says,  
'Touch your nose!  
Nose! Nose! Nose!'





# 1

# Where's Monkey?

## Lesson 4



Rocket, Star, Twig and Melody are at playschool.  
'Hello children!' says the teacher. 'Let's play a game!'

Star, Twig and Melody close their eyes and count to five, '1, 2, 3, 4, 5!'  
Rocket runs into the playhouse.

The children open their eyes.  
'Where's Rocket?' asks the teacher.  
'Can you find him?'  
'Let's look!' says Star.

Melody and Twig look under the table.  
'Ooh Ooh Rocket!' calls Melody. 'Where are you?'  
'Rocket isn't here,' says Twig.

So Star looks in the playhouse.  
'Aha! Here's Rocket!' she says.  
'Yes, here I am!' says Rocket.  
'Well done, Star!' says the teacher.

Rocket's here, but oh dear, where's Monkey?  
'Ooh Ooh Monkey! Where are you?' calls Rocket.  
'Let's look!' says Star. 'Ooh Ooh!'



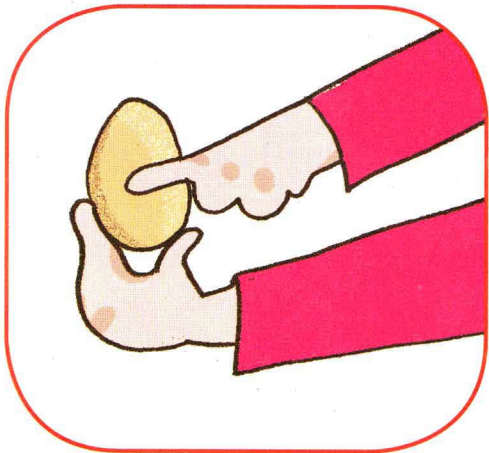
### Ooh Ooh Monkey!

Ooh Ooh Monkey!  
Where are you?  
Ooh Ooh Monkey!  
I'm looking for you.  
Ooh Ooh Monkey!  
Where are you?  
Let's look for Monkey!  
You can look too.

[Repeat]

So where's Monkey? Melody looks in the toy box.  
'I can see two ears and two eyes,' she says.  
'Yes!' says Twig. 'And I can see a nose and a mouth.'

'It's Monkey!' say Melody and Twig.  
'Oh Monkey!' says Rocket. 'Thank you, everyone!'  
And all the children say, 'Hurray!'






# Where's Monkey?

## Lesson 5



Let's make a cake!



2



8



# 2

# Melody's balloon

## Lesson 1



### Page 1

Today Melody's painting. She's painting a big balloon. First she paints it red and yellow.

### Page 2

'Hello Melody,' says Star. 'Can I help you?'  
'Yes,' says Melody.  
They paint the balloon orange and green.

### Page 3

'Hello Melody,' say Rocket and Twig.  
'Can we help you?'  
'Yes,' says Melody.  
They paint the balloon purple and blue.

### Page 4

'There!' says Melody. 'Look at my balloon!  
But now, I'm sleepy!  
And Melody falls asleep.

### Page 5

Suddenly Melody looks up. She sees a balloon.  
'It's my balloon!' says Melody. 'And Rocket, Star and Twig are all inside!'  
'Come on, Melody!' calls Rocket.

### Page 6

Melody runs to the balloon.  
'Come on!' says Rocket. 'The balloon can fly!'

### Page 7

Up, up, up goes the balloon.  
'Look at the playschool!' say Rocket, Star and Twig.  
'Wow!' says Melody.




### Up, up, up!

Up, up, up  
In the flying balloon!  
Fly, fly, fly!  
See all the colours  
Up, up, high.  
Red, orange and yellow,  
Green, purple and blue.  
See all the colours  
On the flying balloon.

[Repeat]

### Page 8

'Wake up, Melody!' says the teacher.  
'Look! Your balloon can fly!'  
'Yes! My balloon can fly,' says Melody.  
'Up, up, up!'





# 2

# Melody's balloon

## Lesson 2



### Page 1

Today Melody's painting. She's painting a big balloon. First she paints it red and yellow.

### Page 2

'Hello Melody,' says Star. 'Can I help you?'  
'Yes,' says Melody.  
They paint the balloon orange and green.

### Page 3

'Hello Melody,' say Rocket and Twig.  
'Can we help you?'  
'Yes,' says Melody.  
They paint the balloon purple and blue.

### Page 4

'There!' says Melody. 'Look at my balloon!  
But now, I'm sleepy!  
And Melody falls asleep.

### Page 5

Suddenly Melody looks up. She sees a balloon.  
'It's my balloon!' says Melody. 'And Rocket, Star and Twig are all inside!'  
'Come on, Melody!' calls Rocket.

### Page 6

Melody runs to the balloon.  
'Come on!' says Rocket. 'The balloon can fly!'

### Page 7

Up, up, up goes the balloon.  
'Look at the playschool!' say Rocket, Star and Twig.  
'Wow!' says Melody.



### Up, up, up!

Up, up, up  
In the flying balloon!  
Fly, fly, fly!  
See all the colours  
Up, up, high.  
Red, orange and yellow,  
Green, purple and blue.  
See all the colours  
On the flying balloon.

[Repeat]

### Page 8

'Wake up, Melody!' says the teacher.  
'Look! Your balloon can fly!'  
'Yes! My balloon can fly,' says Melody.  
'Up, up, up!'





# 2

# Melody's balloon

## Lesson 3





















### The playhouse song

The playhouse is yellow  
And red and blue.  
It's green and it's orange  
And purple too.

The playhouse is yellow  
And red and blue.  
It's green and it's orange  
And purple too.

Knock! Knock! Knock!  
Can I come in?  
Knock! Knock! Knock!  
Yes! Yes! Come in!

Knock! Knock! Knock!  
Can I come in?  
Knock! Knock! Knock!  
Yes! Yes! Come in!



# Melody's balloon

## Lesson 4



Today Melody's painting. She's painting a big balloon. First she paints it red and yellow.

'Hello Melody,' says Star. 'Can I help you?'

'Yes,' says Melody.

They paint the balloon orange and green.

'Hello Melody,' say Rocket and Twig.

'Can we help you?'

'Yes,' says Melody.

They paint the balloon purple and blue.

'There!' says Melody. 'Look at my balloon!'

But now, I'm sleepy!'

And Melody falls asleep.

Suddenly Melody looks up. She sees a balloon.

'It's my balloon!' says Melody. 'And Rocket, Star and Twig are all inside!'

'Come on, Melody!' calls Rocket.

'Come on, Melody!' calls Rocket.

Melody runs to the balloon.

'Come on!' says Rocket. 'The balloon can fly!'

Up, up, up goes the balloon.

'Look at the playschool!' say Rocket, Star and Twig.

'Wow!' says Melody.



### Up, up, up!

Up, up, up

In the flying balloon!

Fly, fly, fly!

See all the colours

Up, up, high.

Red, orange and yellow,

Green, purple and blue.

See all the colours

On the flying balloon.

[Repeat]

'Wake up, Melody!' says the teacher.

'Look! Your balloon can fly!'

'Yes! My balloon can fly,' says Melody.

'Up, up, up!'



Playtime A © Oxford University Press



Playtime








# Melody's balloon

## Lesson 5



Let's paint a rainbow!



## Lesson 1

**Page 1**

Rocket, Star, Twig and Melody are in the playground.  
 'Let's play!' says Rocket.  
 'Yes! Yes! Yes!' say Star, Twig and Melody.

**Page 2**

First Rocket sees the slide.  
 'Let's climb up!' says Rocket. 'Oof! Oof! Oof!'  
 'Oof! Oof! Oof!' say Star, Twig and Melody.

**Page 3**

Then Rocket wants to slide down.  
 'Let's slide down!' says Rocket. 'Wheeeee!'  
 'Wheeeee!' say Star, Twig and Melody.

**Page 4**

Then Rocket wants to go on the roundabout.  
 'Let's go round and round!' says Rocket.  
 'OhOOOoooooh!'  
 'OhOOOoooooh!' say Star, Twig and Melody.

**Page 5**

Next Rocket wants to cross the bridge.  
 'Let's run!' says Rocket. 'Whooooaaa!'  
 'Whooooaaa!' say Star, Twig and Melody.

**Page 6**

Now Rocket wants to jump down.  
 'Let's jump down!' says Rocket.  
 'No, Rocket, no!' say Star, Twig and Melody.  
 But Rocket jumps! 'Oh! Oh! Aaaaah!'

**Page 7**

Oh dear! Look at Rocket! He's fallen down.  
 'Ow! Ow! Ow!' says Rocket.  
 'Poor Rocket!' say Twig and Melody.  
 'I can help!' says Star.


**Page 8**

Star puts a plaster on Rocket's knee.  
 'That's better!' says Rocket. 'Thank you, Star!  
 Now let's play again!'  
 'Hurray!' say the children. 'Let's play!'

**Come on!**

Come on, let's climb up!  
 Oof! Oof! Oof!  
 Let's slide down!  
 Wheeeee!  
 Come on, let's go round!  
 OhOOOoooooh!  
 Let's play! Whooooaaa!  
 Let's play again today!

[Repeat]





# Let's play!

## Lesson 2



### Page 1

Rocket, Star, Twig and Melody are in the playground.  
'Let's play!' says Rocket.  
'Yes! Yes! Yes!' say Star, Twig and Melody.

### Page 2

First Rocket sees the slide.  
'Let's climb up!' says Rocket. 'Oof! Oof! Oof!'  
'Oof! Oof! Oof!' say Star, Twig and Melody.

### Page 3

Then Rocket wants to slide down.  
'Let's slide down!' says Rocket. 'Wheeeee!'  
'Wheeeee!' say Star, Twig and Melody.

### Page 4

Then Rocket wants to go on the roundabout.  
'Let's go round and round!' says Rocket.  
'OhOOOoooooh!'  
'OhOOOoooooh!' say Star, Twig and Melody.

### Page 5

Next Rocket wants to cross the bridge.  
'Let's run!' says Rocket. 'Whooooaaa!'  
'Whooooaaa!' say Star, Twig and Melody.

### Page 6

Now Rocket wants to jump down.  
'Let's jump down!' says Rocket.  
'No, Rocket, no!' say Star, Twig and Melody.  
But Rocket jumps! 'Oh! Oh! Aaaaah!'

### Page 7

Oh dear! Look at Rocket! He's fallen down.  
'Ow! Ow! Ow!' says Rocket.  
'Poor Rocket!' say Twig and Melody.  
'I can help!' says Star.

### Page 8



Star puts a plaster on Rocket's knee.  
'That's better!' says Rocket. 'Thank you, Star!  
Now let's play again!'  
'Hurray!' say the children. 'Let's play!'



### Come on!

Come on, let's climb up!  
Oof! Oof! Oof!  
Let's slide down!  
Wheeeee!  
Come on, let's go round!  
OhOOOoooooh!  
Let's play! Whooooaaa!  
Let's play again today!

[Repeat]





# Let's play!



## Lesson 3



### The Monkey action song

I can jump, jump up!  
I can slide, slide down.  
I can run, run, run.  
I can go, go round.  
I can clap, clap, clap.  
I can climb, climb, climb.  
I can play, play, play,  
All the time, time, time!

I can jump, jump up!  
I can slide, slide down.  
I can run, run, run.  
I can go, go round.  
I can clap, clap, clap.  
I can climb, climb, climb.  
I can play, play, play,  
All the time, time, time!



## Lesson 4



Rocket, Star, Twig and Melody are in the playground.

'Let's play!' says Rocket.

'Yes! Yes! Yes!' say Star, Twig and Melody.

First Rocket sees the slide.

'Let's climb up!' says Rocket. 'Oof! Oof! Oof!'

'Oof! Oof! Oof!' say Star, Twig and Melody.

Then Rocket wants to slide down.

'Let's slide down!' says Rocket. 'Wheeeee!'

'Wheeeee!' say Star, Twig and Melody.

Then Rocket wants to go on the roundabout.

'Let's go round and round!' says Rocket.

'OhOOOoooooh!'

'OhOOOoooooh!' say Star, Twig and Melody.

Next Rocket wants to cross the bridge.

'Let's run!' says Rocket. 'Whooooaaa!'

'Whooooaaa!' say Star, Twig and Melody.

Now Rocket wants to jump down.

'Let's jump down!' says Rocket.

'No, Rocket, no!' say Star, Twig and Melody.

But Rocket jumps! 'Oh! Oh! Aaaaah!'

Oh dear! Look at Rocket! He's fallen down.

'Ow! Ow! Ow!' says Rocket.

'Poor Rocket!' say Twig and Melody.

'I can help!' says Star.

Star puts a plaster on Rocket's knee.

'That's better!' says Rocket. 'Thank you, Star!'

Now let's play again!

'Hurray!' say the children. 'Let's play!'

**Come on!**

Come on, let's climb up!

Oof! Oof! Oof!

Let's slide down!

Wheeeee!

Come on, let's go round!

OhOOOoooooh!


Let's play! Whooooaaa!

Let's play again today!

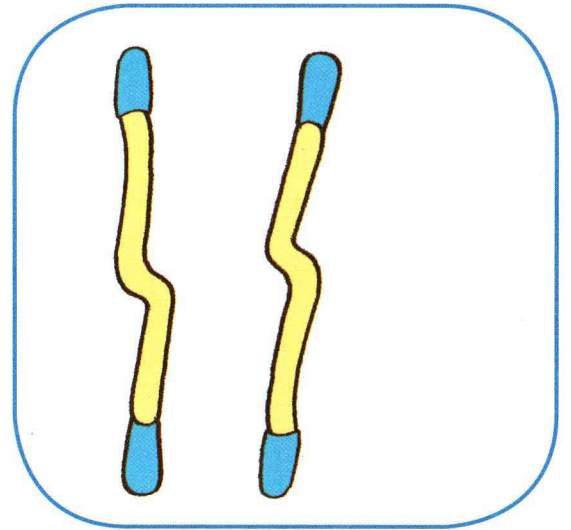
[Repeat]



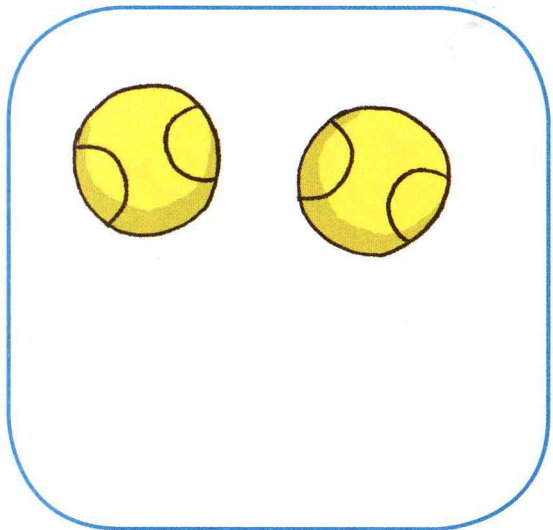
1




2



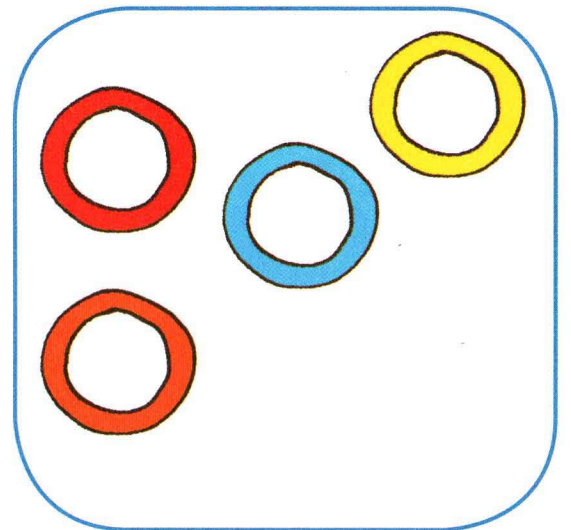
3



4



5



6




# Let's play!

## Lesson 5



Let's have an obstacle race!



4





# 4

# Let's dress up!

## Lesson 1



### Page 1

It's carnival time! The teacher's got a big box of clothes. 'Let's dress up!' she says.

Rocket puts on a hat. 'Look at me!' he says.

'I'm a pirate! Ha Harrr!'

### Page 2

Then Twig puts on a green mask and a green T-shirt.

'Look at me!' he says. 'I'm a crocodile!

Snap! Snap! Snap!'

### Page 3

Then Melody puts on a red nose, trousers, socks and shoes.

'Look at me!' she says. 'I'm a clown! Toot!

Toot! Toot!' Melody looks so funny!

### Page 4

Now Star puts on a pretty dress.

She's got a magic wand.

'Look at me!' she says. 'I'm a fairy! Tap! Tap! Tap!

Magic backpack, bring us treats! Carnival sweets!'



### Magic star

Magic Star, magic Star!

Tap, tap, tap! La, la, la!

Magic Star, oh, magic Star!

Bring us sweets! La, la, la!

[Repeat]

### Page 5

But what's this? Rocket jumps up!

He wants the sweets!

'Ha Harrr!' he calls. 'I'm a pirate!

All the sweets are for me!'

### Page 6

Then 'Snap! Snap! Snap!' says Twig.

'I'm a crocodile! All the sweets are for me!'

And 'Toot! Toot! Toot!' says Melody.

'I'm a clown! All the sweets are for me!'

### Page 7

But Star isn't happy.

'Stop! Stop! Stop!' she says. 'I'm a fairy and

I've got a magic wand! Tap! Tap! Tap!

WHOOOSH!'

### Page 8

'Look!' says Star. 'The sweets are for everyone!

There's one for Twig, one for Rocket, one for

Melody and one for me!'

'Hurray!' say the children. 'Well done, Star!'





# 4

# Let's dress up!

## Lesson 2



### Page 1

It's carnival time! The teacher's got a big box of clothes. 'Let's dress up!' she says.

Rocket puts on a hat. 'Look at me!' he says.

'I'm a pirate! Ha Harrr!'

### Page 2

Then Twig puts on a green mask and a green T-shirt.

'Look at me!' he says. 'I'm a crocodile!

Snap! Snap! Snap!'

### Page 3

Then Melody puts on a red nose, trousers, socks and shoes.

'Look at me!' she says. 'I'm a clown! Toot!

Toot! Toot!' Melody looks so funny!

### Page 4

Now Star puts on a pretty dress.

She's got a magic wand.

'Look at me!' she says. 'I'm a fairy! Tap! Tap! Tap!

Magic backpack, bring us treats! Carnival sweets!'



### Magic star

Magic Star, magic Star!

Tap, tap, tap! La, la, la!

Magic Star, oh, magic Star!

Bring us sweets! La, la, la!

[Repeat]

### Page 5

But what's this? Rocket jumps up!

He wants the sweets!

'Ha Harrr!' he calls. 'I'm a pirate!

All the sweets are for me!'

### Page 6

Then 'Snap! Snap! Snap!' says Twig.

'I'm a crocodile! All the sweets are for me!'

And 'Toot! Toot! Toot!' says Melody.

'I'm a clown! All the sweets are for me!'

### Page 7

But Star isn't happy.

'Stop! Stop! Stop!' she says. 'I'm a fairy and

I've got a magic wand! Tap! Tap! Tap!

WHOOOSH!'

### Page 8

'Look!' says Star. 'The sweets are for everyone!

There's one for Twig, one for Rocket, one for

Melody and one for me!'

'Hurray!' say the children. 'Well done, Star!'





# Let's dress up!

## Lesson 3



### In something new!



Put on some trousers.  
Put on some socks.  
Put on a hat,  
Out of the box.

Put on a T-shirt too  
And let's dress up  
In something new!

Put on a dress.  
Put on some shoes.  
Put on a hat.  
Yes, you can choose!

Put on a T-shirt too  
And let's dress up  
In something new!

[Repeat]





# 4

# Let's dress up!

## Lesson 4



It's carnival time! The teacher's got a big box of clothes. 'Let's dress up!' she says. Rocket puts on a hat. 'Look at me!' he says. 'I'm a pirate! Ha Harrr!'

Then Twig puts on a green mask and a green T-shirt. 'Look at me!' he says. 'I'm a crocodile! Snap! Snap! Snap!'

Then Melody puts on a red nose, trousers, socks and shoes. 'Look at me!' she says. 'I'm a clown! Toot! Toot! Toot!' Melody looks so funny!

Now Star puts on a pretty dress. She's got a magic wand. 'Look at me!' she says. 'I'm a fairy! Tap! Tap! Tap! Magic backpack, bring us treats! Carnival sweets!'



### Magic star

Magic Star, magic Star!  
Tap, tap, tap! La, la, la!  
Magic Star, oh, magic Star!  
Bring us sweets! La, la, la!





[Repeat]


But what's this? Rocket jumps up!  
He wants the sweets!  
'Ha Harrr!' he calls. 'I'm a pirate!  
All the sweets are for me!'

Then 'Snap! Snap! Snap!' says Twig.  
'I'm a crocodile! All the sweets are for me!'  
And 'Toot! Toot! Toot!' says Melody.  
'I'm a clown! All the sweets are for me!'

But Star isn't happy.  
'Stop! Stop! Stop!' she says. 'I'm a fairy and  
I've got a magic wand! Tap! Tap! Tap!  
WHOOOSH!'

'Look!' says Star. 'The sweets are for everyone!  
There's one for Twig, one for Rocket, one for  
Melody and one for me!'  
'Hurray!' say the children. 'Well done, Star!'







# Let's dress up!

## Lesson 5



Let's make a costume!



## Lesson 1

**Page 1**

Twig is in the garden with Mr Pip, the gardener.  
 'Can I help you, Mr Pip?' asks Twig.  
 'Thank you, Twig,' says the gardener.  
 'You can help me water the flowers.'

**Page 2**

So Twig helps Mr Pip water the flowers.  
 'Look at me!' says Twig. 'I'm helping!'  
 'That's good, Twig!' says Mr Pip.

**Page 3**

Mr Pip is very busy.  
 'Can I help you, Mr Pip?' asks Twig.  
 'Thank you, Twig,' says the gardener.  
 'You can help me pick the cherries.'

**Page 4**

So Twig helps Mr Pip pick the cherries.  
 'Look at me!' says Twig. 'I'm helping!'  
 'That's good, Twig!' says Mr Pip.

**I'm helping**

Hey, hey, hey!  
 I'm helping today.  
 I'm watering the flowers.  
 Hey, hey, hey!  
 I'm helping today.  
 I'm watering the flowers.

Hey, hey, hey!  
 I'm helping today.  
 I'm picking lots of cherries.  
 Hey, hey, hey!  
 I'm helping today.  
 I'm picking lots of cherries.

**Page 5**

Then Star calls Twig, 'Twig! It's lunchtime!'  
 'Bye bye, Mr Pip!' says Twig.  
 'Bye bye, Twig!' says Mr Pip. 'And thank you!'

**Page 6**





Rocket and Melody open their lunchboxes.  
 'I've got a banana. Yum yum!' says Rocket.  
 'I've got a plum and a pear,' says Melody.

**Page 7**

Then Star opens her lunchbox.  
 'I've got an apple and an orange,' she says.  
 Twig opens his lunchbox, but there's no fruit.  
 'Oh no!' he says. 'No fruit!'

**Page 8**

But who's this? It's Mr Pip!  
 'Thank you for your help, Twig,' he says.  
 'Now you can help me eat the cherries!'  
 'Oh thank you!' says Twig. 'Cherries! Mmm!'





# 5

# Cherries

## Lesson 2



### Page 1

Twig is in the garden with Mr Pip, the gardener.  
'Can I help you, Mr Pip?' asks Twig.  
'Thank you, Twig,' says the gardener.  
'You can help me water the flowers.'

### Page 2

So Twig helps Mr Pip water the flowers.  
'Look at me!' says Twig. 'I'm helping!'  
'That's good, Twig!' says Mr Pip.

### Page 3

Mr Pip is very busy.  
'Can I help you, Mr Pip?' asks Twig.  
'Thank you, Twig,' says the gardener.  
'You can help me pick the cherries.'

### Page 4

So Twig helps Mr Pip pick the cherries.  
'Look at me!' says Twig. 'I'm helping!'  
'That's good, Twig!' says Mr Pip.



### I'm helping

Hey, hey, hey!  
I'm helping today.  
I'm watering the flowers.  
Hey, hey, hey!  
I'm helping today.  
I'm watering the flowers.

Hey, hey, hey!  
I'm helping today.  
I'm picking lots of cherries.  
Hey, hey, hey!  
I'm helping today.  
I'm picking lots of cherries.

### Page 5

Then Star calls Twig, 'Twig! It's lunchtime!'  
'Bye bye, Mr Pip!' says Twig.  
'Bye bye, Twig!' says Mr Pip. 'And thank you!'

### Page 6

Rocket and Melody open their lunchboxes.  
'I've got a banana. Yum yum!' says Rocket.  
'I've got a plum and a pear,' says Melody.

### Page 7

Then Star opens her lunchbox.  
'I've got an apple and an orange,' she says.  
Twig opens his lunchbox, but there's no fruit.  
'Oh no!' he says. 'No fruit!'

### Page 8

But who's this? It's Mr Pip!  
'Thank you for your help, Twig,' he says.  
'Now you can help me eat the cherries!'  
'Oh thank you!' says Twig. 'Cherries! Mmm!'





# 5

# Cherries



## Lesson 3





### Cherries are yummy

I've got an apple to eat today.  
I've got an orange too!  
There's a banana just for me.  
A pear and a plum for you.

But cherries, ooh cherries!  
Cherries are yummy!  
Ooh cherries, mmm cherries!  
Cherries for my tummy! Mmm!

I've got an apple to eat today.  
I've got an orange too!  
There's a banana just for me.  
A pear and a plum for you.

But cherries, ooh cherries!  
Cherries are yummy!  
Ooh cherries, mmm cherries!  
Cherries for my tummy! Mmm!



## Lesson 4



Twig is in the garden with Mr Pip, the gardener.  
 'Can I help you, Mr Pip?' asks Twig.  
 'Thank you, Twig,' says the gardener.  
 'You can help me water the flowers.'

So Twig helps Mr Pip water the flowers.  
 'Look at me!' says Twig. 'I'm helping!'  
 'That's good, Twig!' says Mr Pip.

Mr Pip is very busy.  
 'Can I help you, Mr Pip?' asks Twig.  
 'Thank you, Twig,' says the gardener.  
 'You can help me pick the cherries.'

So Twig helps Mr Pip pick the cherries.  
 'Look at me!' says Twig. 'I'm helping!'  
 'That's good, Twig!' says Mr Pip.

**I'm helping**

Hey, hey, hey!  
 I'm helping today.  
 I'm watering the flowers.  
 Hey, hey, hey!  
 I'm helping today.  
 I'm watering the flowers.



Hey, hey, hey!  
 I'm helping today.  
 I'm picking lots of cherries.  
 Hey, hey, hey!  
 I'm helping today.  
 I'm picking lots of cherries.

Then Star calls Twig, 'Twig! It's lunchtime!'  
 'Bye bye, Mr Pip!' says Twig.  
 'Bye bye, Twig!' says Mr Pip. 'And thank you!'

Rocket and Melody open their lunchboxes.  
 'I've got a banana. Yum yum!' says Rocket.  
 'I've got a plum and a pear,' says Melody.

Then Star opens her lunchbox.  
 'I've got an apple and an orange,' she says.  
 Twig opens his lunchbox, but there's no fruit.  
 'Oh no!' he says. 'No fruit!'

But who's this? It's Mr Pip!  
 'Thank you for your help, Twig,' he says.  
 'Now you can help me eat the cherries!'  
 'Oh thank you!' says Twig. 'Cherries! Mmm!'





# Cherries

## Lesson 5



Let's make a fruit salad!





# 6

# Shut the gate!

## Lesson 1



### Page 1

Today the children are at the farm.  
'Hello children!' says Mr Till, the farmer.  
'Do you want to see the animals?'  
'Yes, please!' say the children.

### Page 2

First the children go to see the sheep.  
'I like sheep!' says Melody.  
'Me too,' says Star.  
But Twig says, 'Ooh! Look over there! Let's go!'

### Page 3

Melody and Star follow Twig.  
'Wait for me!' calls Rocket.  
'Shut the gate, Rocket!' says Star.  
But oh dear! Rocket doesn't shut the gate.

### Page 4

Then the children go to see the hens and ducks.  
'I like hens!' says Melody.  
'I like ducks,' says Star.  
But Twig says, 'Ooh! Look over there! Let's go!'

### Page 5

Melody and Star follow Twig.  
'Wait for me!' calls Rocket.  
'Shut the gate, Rocket!' says Star.  
But oh dear! Rocket doesn't shut the gate.

### Page 6

Then the children go to see the cows.  
'I like cows!' says Melody.  
'Me too,' says Star.  
But Twig hears something. 'What's that noise?'



### Cluck, baaa, quack, moo!

Cluck, baa, quack, moo!  
I can baa and moo like you.  
Cluck, baa, quack, moo!  
I can baa and moo too.









[Repeat twice]

### Page 7

Now the sheep, hens and ducks are here too!  
'Oh Rocket!' say the children.  
'Uh oh! Sorry!' says Rocket.  
But Star has an idea.

### Page 8

'Let's put the animals back!' says Star.  
'One, two, three, four sheep,' says Melody.  
'One, two, three, four, five hens,' says Rocket.  
'And one, two cows,' says Twig. 'Phew!'





# 6

# Shut the gate!

## Lesson 2



### Page 1

Today the children are at the farm.  
'Hello children!' says Mr Till, the farmer.  
'Do you want to see the animals?'  
'Yes, please!' say the children.

### Page 2

First the children go to see the sheep.  
'I like sheep!' says Melody.  
'Me too,' says Star.  
But Twig says, 'Ooh! Look over there! Let's go!'

### Page 3

Melody and Star follow Twig.  
'Wait for me!' calls Rocket.  
'Shut the gate, Rocket!' says Star.  
But oh dear! Rocket doesn't shut the gate.

### Page 4

Then the children go to see the hens and ducks.  
'I like hens!' says Melody.  
'I like ducks,' says Star.  
But Twig says, 'Ooh! Look over there! Let's go!'

### Page 5

Melody and Star follow Twig.  
'Wait for me!' calls Rocket.  
'Shut the gate, Rocket!' says Star.  
But oh dear! Rocket doesn't shut the gate.

### Page 6

Then the children go to see the cows.  
'I like cows!' says Melody.  
'Me too,' says Star.  
But Twig hears something. 'What's that noise?'



### Cluck, baaa, quack, moo!

Cluck, baa, quack, moo!  
I can baa and moo like you.  
Cluck, baa, quack, moo!  
I can baa and moo too.





[Repeat twice]

### Page 7

Now the sheep, hens and ducks are here too!  
'Oh Rocket!' say the children.  
'Uh oh! Sorry!' says Rocket.  
But Star has an idea.

### Page 8

'Let's put the animals back!' says Star.  
'One, two, three, four sheep,' says Melody.  
'One, two, three, four, five hens,' says Rocket.  
'And one, two cows,' says Twig. 'Phew!'





# Shut the gate!

## Lesson 3



### Open the gate, shut the gate!


The farmer's got a horse.  
Neigh! Neigh! Neigh!  
Open the gate!  
Shut the gate!  
Neigh! Neigh! Neigh!

The farmer's got a cow.  
Moo! Moo! Moo!  
Open the gate!  
Shut the gate!  
Moo! Moo! Moo!

The farmer's got a sheep.  
Baa! Baa! Baa!  
Open the gate!  
Shut the gate!  
Baa! Baa! Baa!

The farmer's got a duck.  
Quack! Quack! Quack!  
Open the gate!  
Shut the gate!  
Quack! Quack! Quack!

The farmer's got a hen.  
Cluck! Cluck! Cluck!  
Open the gate!  
Shut the gate!  
Cluck! Cluck! Cluck!





# Shut the gate!

## Lesson 4



Today the children are at the farm.  
'Hello children!' says Mr Till, the farmer.  
'Do you want to see the animals?'  
'Yes, please!' say the children.

First the children go to see the sheep.  
'I like sheep!' says Melody.  
'Me too,' says Star.  
But Twig says, 'Ooh! Look over there! Let's go!'

Melody and Star follow Twig.  
'Wait for me!' calls Rocket.  
'Shut the gate, Rocket!' says Star.  
But oh dear! Rocket doesn't shut the gate.

Then the children go to see the hens and ducks.  
'I like hens!' says Melody.  
'I like ducks,' says Star.  
But Twig says, 'Ooh! Look over there! Let's go!'

Melody and Star follow Twig.  
'Wait for me!' calls Rocket.  
'Shut the gate, Rocket!' says Star.  
But oh dear! Rocket doesn't shut the gate.

Then the children go to see the cows.  
'I like cows!' says Melody.  
'Me too,' says Star.  
But Twig hears something. 'What's that noise?'





**Cluck, baaa, quack, moo!**

Cluck, baa, quack, moo!  
I can baa and moo like you.  
Cluck, baa, quack, moo!  
I can baa and moo too.

[Repeat twice]

Now the sheep, hens and ducks are here too!  
'Oh Rocket!' say the children.  
'Uh oh! Sorry!' says Rocket.  
But Star has an idea.

'Let's put the animals back!' says Star.  
'One, two, three, four sheep,' says Melody.  
'One, two, three, four, five hens,' says Rocket.  
'And one, two cows,' says Twig. 'Phew!'








# Shut the gate!

## Lesson 5



Let's visit the farm



# Happy Christmas


## Lesson 1

### The Christmas presents song

There's a blue box and a red box  
Under the Christmas tree.  
There's a green box and a yellow box.  
Christmas presents for me!

There's a blue box and a red box  
Under the Christmas tree.  
There's a green box and a yellow box.  
Christmas presents for me!





# Happy Christmas

## Lesson 2




### The Christmas presents song

There's a blue box and a red box  
Under the Christmas tree.  
There's a green box and a yellow box.  
Christmas presents for me!

There's a blue box and a red box  
Under the Christmas tree.  
There's a green box and a yellow box.  
Christmas presents for me!

# Happy Friendship Day



# Happy Friendship Day


## Lesson 1



### The Friendship song

Come on and  
Hold hands, let's sing!  
Hold hands, let's sing!  
Hold hands, let's sing!  
Let's sing in the friendship ring.

Come on and  
Hold hands, let's sing!  
Hold hands, let's sing!  
Hold hands, let's sing!  
Let's sing in the friendship ring.



# Summer holidays






## Lesson 1








### The summer holidays song

Summer holidays!  
Jump with me  
In the sea!  
Summer holidays!  
Splash, splash, happily  
In summer,  
In summer,  
On summer holidays!



Summer holidays!  
Jump with me  
In the sea!  
Summer holidays!  
Splash, splash, happily  
In summer,  
In summer,  
On summer holidays!




































1

2

3


4

5


6




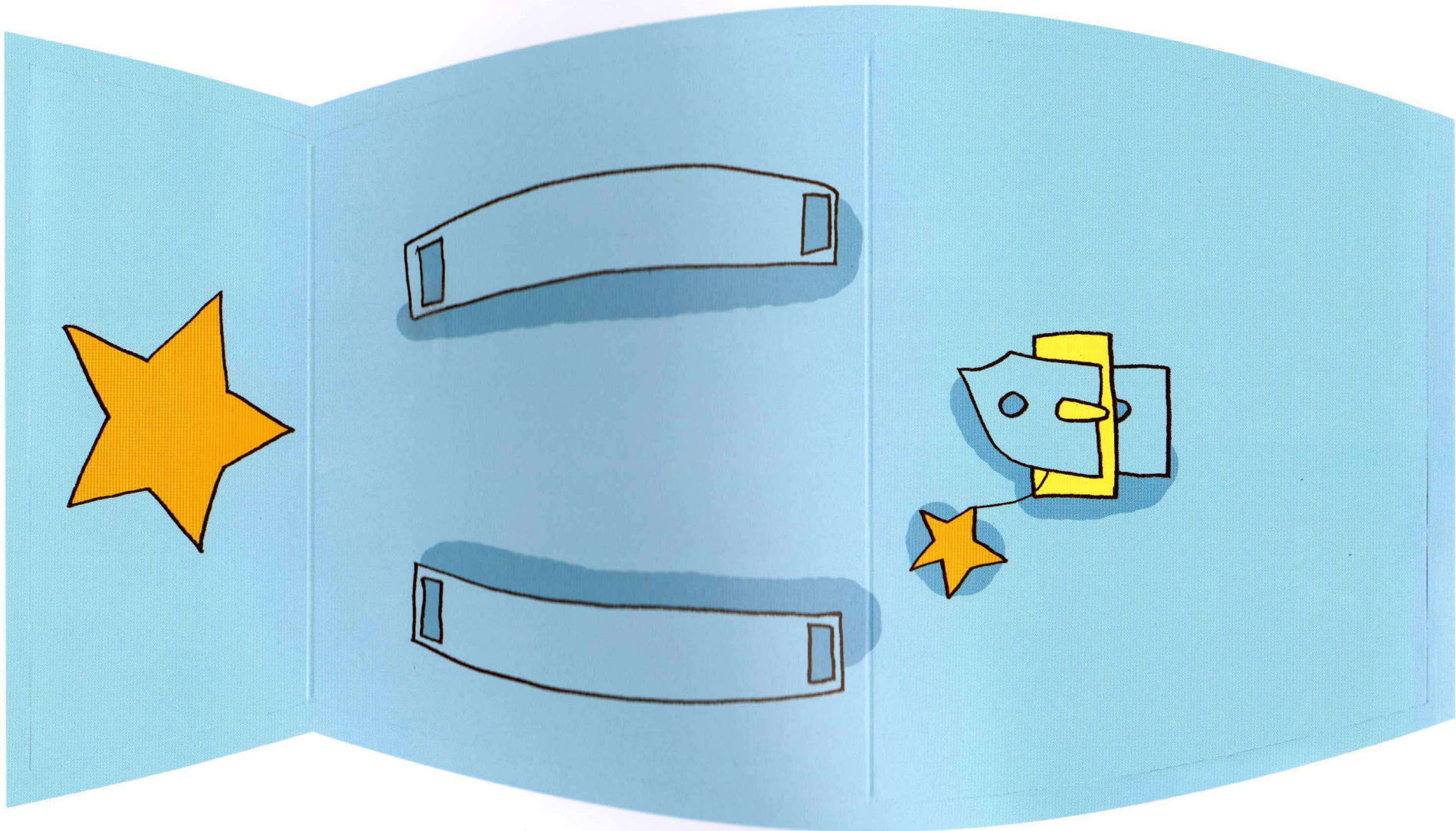
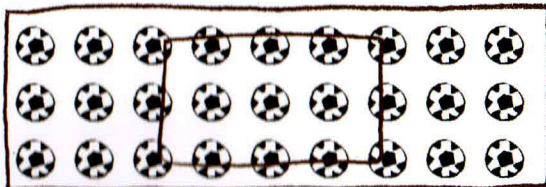


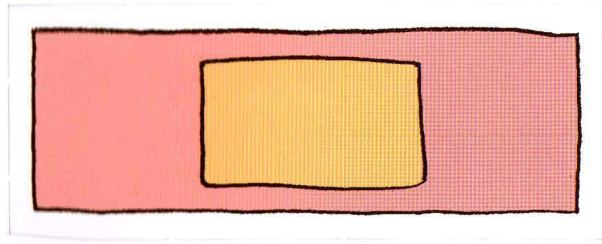







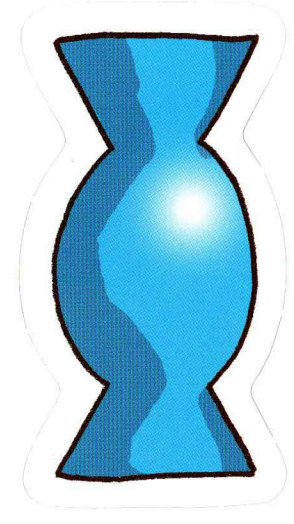
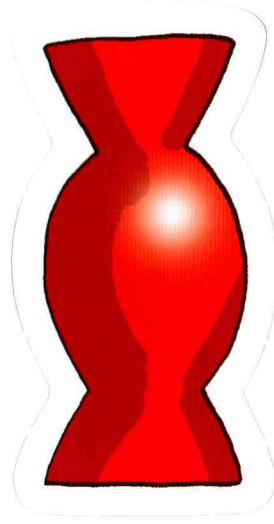


















Unit 4 Let's dress up!


Pop-out




















Class Book with pop-outs and mini flashcards



Workbook (optional)




Teacher's Book



Big Story Book



Teacher's Resource Pack



Monkey puppet



Routine poster



DVD

- All stories animated
- Cross-curricular live action




iTools



Pocket poster



Flashcards



Audio CDs



Cross-curricular flashcards



Parent and teacher website:

- Songs
- Games
- Photocopiable resources



OXFORD UNIVERSITY PRESS

Great Clarendon Street, Oxford, OX2 6DP

[www.oup.com/elt](http://www.oup.com/elt)

[www.oup.com/elt/playtime](http://www.oup.com/elt/playtime)



ISBN 978-0-19-404654-1



9 780194 046541