


# Oxford Phonics World 2

Short Vowels



## Workbook

Kaj Schwermer Julia Chang Craig Wright



OXFORD

# Oxford Phonics World 2

Short Vowels

Kaj Schwermer Julia Chang Craig Wright











# Workbook

OXFORD  
UNIVERSITY PRESS

### A Write and say.

Handwriting practice area with two boxes. The first box contains a lowercase 'a' on a three-line grid. The second box is empty. To the right is a cartoon apple with a grumpy face.

### B Read, check, and write.

1.		ant <input type="checkbox"/>	ax <input checked="" type="checkbox"/>	cat <input type="checkbox"/>	
2.		cat <input type="checkbox"/>	ant <input type="checkbox"/>	yak <input type="checkbox"/>	
3.		yak <input type="checkbox"/>	ax <input type="checkbox"/>	cat <input type="checkbox"/>	
4.		cat <input type="checkbox"/>	ant <input type="checkbox"/>	ax <input type="checkbox"/>	

### C Follow the a sound. Write.

Maze activity. A path starts at a farmer with an apple and ends at a box with the letter 'a'. The path goes through a cup, an ant, a cat, a dog, a yak, and a horse.



**A** Write and say.

a

+

m

=

am

r

+

a m


=

ram




**B** Read, say, and check.

1.




2.



3.





4.



**C** Do the puzzles.

1.




2.



3.



4.



a am an

A Write and say.

a

+

n

=


f

+

an

=




B Say, circle, and write.

1.



an am

pan

2.



am an

m

3.



am an

f

4.



an am

c

C Find and circle the word.

1.



ap an am

2.



m am ann

3.



f a f a n a

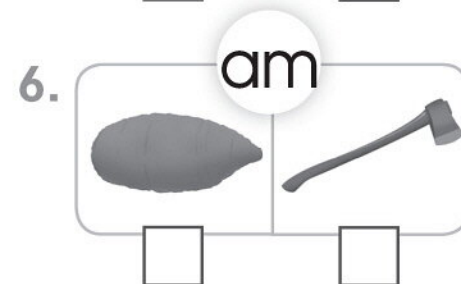

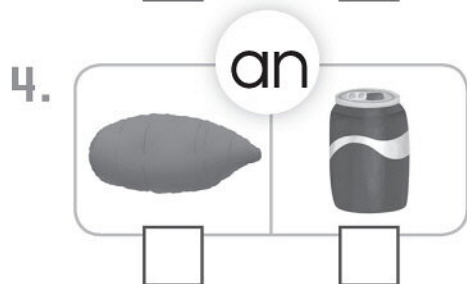

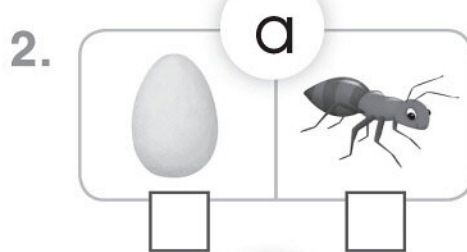
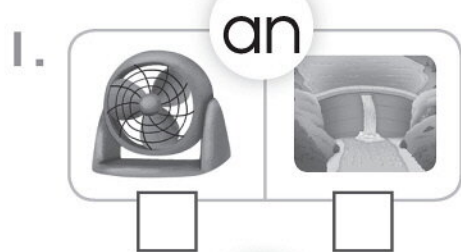
4.



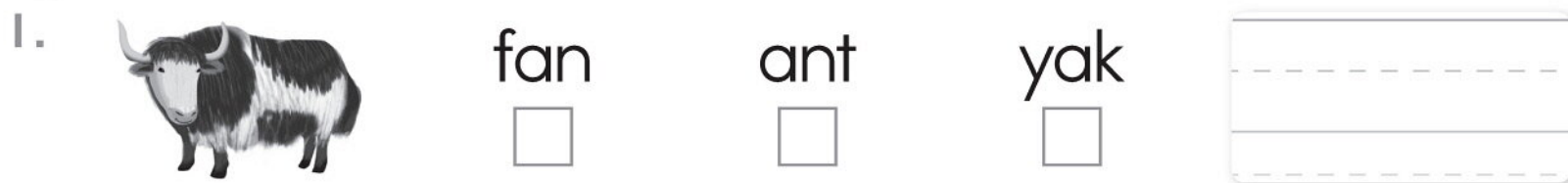
a c a n a m



**A** Read, say, and check.



**B** Read, check, and write.



# Unit 2

ad ag ap at



**A** Write and say.



a + d =  d + a d =

a + g =  b + a g =





**B** Read, say, and check.


1.  ag 

2.  ad 

3.  ad 

4.  ag 

**C** Unscramble and write.

1.  a d d

2.  g a r


3.  b g a

4.  d a p



**A** Write and say.

a + p =  c + ap =



**B** Say, circle, and write.

1.



m  
n  
t

ap



2.



c  
m  
t

ap



3.



c  
m  
n

ap



4.




t  
m  
c

ap



**C** Follow the ap sound. Write.



ad ag ap at

A Write and say.

a

+

t

=


b

+

at

=




B Read, check, and write.

1.



bag

pad

bat


2.



cat

rat

ant


3.



pan

cap

hat


4.



mat

map

man


C Find and circle the word.

1.



n a m a t n

2.



y a h a t n

3.



r a t a h g



4.





b a g b a t






**A** Read, say, and check.



1.  **ag** 

2.  **ap** 

3.  **at** 

4.  **ad** 

5.  **ap** 

6.  **at** 

**B** Unscramble and write.

1.   
p c a

2.   
t a b

3.   
p a n

4.   
g b a

5.   
d d a









6.   
t h a




# Review 1


a am an ad ag ap at


## A Match the pictures that rhyme.


1.	2.	3.	4.	5.	6.
					
					


## B Do the puzzles.


1.  ↓


2.  →



3.  ↓

4.  →


5.  ↓

6.  →


7.  ↓

8.  →




**C** Say, circle, and write.

1.



at ag

r

2.



ad an

p

3.



am an

y

4.



at an

c

5.



ap an

m

6.



ag at

b

**D** Read, say, and check.

1.

at

2.

ad

3.

am

4.

an

5.

ap

6.

ag



# Unit 3


e et en ed

## A Write and say.

Handwriting practice area with a dashed line 'e' in a box and an empty box for writing.



## B Read, check, and write.

1.		vet <input type="checkbox"/>	ten <input type="checkbox"/>	web <input type="checkbox"/>	<input type="text"/>
2.		egg <input type="checkbox"/>	web <input type="checkbox"/>	ten <input type="checkbox"/>	<input type="text"/>
3.	10	ten <input type="checkbox"/>	vet <input type="checkbox"/>	egg <input type="checkbox"/>	<input type="text"/>
4.		web <input type="checkbox"/>	egg <input type="checkbox"/>	vet <input type="checkbox"/>	<input type="text"/>


## C Follow the e sound. Write.

A maze with an arrow pointing to a character holding an egg. The maze contains icons for a hammer, a spider web, a flag, the number 6, the number 10, a vet with a cat, and a man. A writing box is at the end of the path.







**A** Write and say.



e + t =  j + et =





**B** Read, say, and check.


1.   et

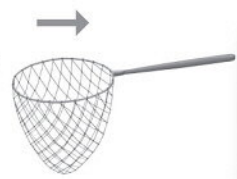
2.   et


3.   et


4.   et

**C** Do the puzzles.

1.  ↓

2.  →


4.  →

3.  ↓




**A** Write and say.





e + n =  h + en =







e + d =  r + ed =



**B** Say, circle, and write.


1. 	2. 	3. 	4. 
en ed	en ed	ed en	ed en
<input type="text"/>	<input type="text"/>	<input type="text"/>	<input type="text"/>


**C** Find and circle the word.


1.  m h h e n n	2.  p e n p n e
3.  f e r e d b	4.  e d a b e d





**A** Read, say, and check.


1.  ed

2.  et


3.  e

4.  en

5.  et


6.  ed

**B** Read, check, and write.


1.  web      pen      red  
           


2.  ten      jet      vet  
           

3.  pet      vet      wet  
           

4.  net      hen      web  
           

5.  red      wet      egg  
           

6.  bed      net      pen  
           







**A Write and say.**


i



**B Read, check, and write.**

1.		hip <input type="checkbox"/>	ink <input type="checkbox"/>	in <input type="checkbox"/>	<div style="border: 1px solid gray; padding: 5px; height: 60px; margin-bottom: 5px;"></div> <div style="border-bottom: 1px dashed gray; height: 20px;"></div>
2.		in <input type="checkbox"/>	hip <input type="checkbox"/>	zip <input type="checkbox"/>	<div style="border: 1px solid gray; padding: 5px; height: 60px; margin-bottom: 5px;"></div> <div style="border-bottom: 1px dashed gray; height: 20px;"></div>
3.		in <input type="checkbox"/>	ink <input type="checkbox"/>	zip <input type="checkbox"/>	<div style="border: 1px solid gray; padding: 5px; height: 60px; margin-bottom: 5px;"></div> <div style="border-bottom: 1px dashed gray; height: 20px;"></div>
4.		ink <input type="checkbox"/>	zip <input type="checkbox"/>	hip <input type="checkbox"/>	<div style="border: 1px solid gray; padding: 5px; height: 60px; margin-bottom: 5px;"></div> <div style="border-bottom: 1px dashed gray; height: 20px;"></div>

**C Follow the i sound. Write.**



**A** Write and say.

i

+

p

=

l

+

ip

=



**B** Say, circle, and write.

1.



h

l

z

ip

2.



s

t

z

ip

3.



k

r

t

ip

4.



r

s

t

ip

**C** Read, say, and write.

1. You can use your




to




2. You can use your





to






**A** Write and say.



**i** + **b** =  **b** + **ib** =


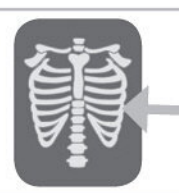




**i** + **d** =  **k** + **id** =





**B** Read, say, and check.



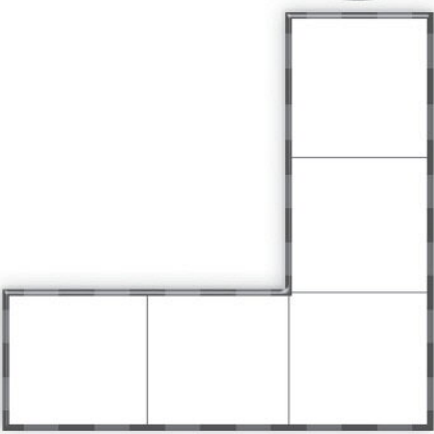
1.  **id** 




2.  **ib** 


3.  **ib** 

4.  **id** 

**C** Do the puzzles.

1.  ↓  
 2.  →  


3.  ↓  
 4.  →  




**A** Read, say, and check.

1. i

<input type="text"/>	<input type="text"/>

2. ib

<input type="text"/>	<input type="text"/>

3. id

<input type="text"/>	<input type="text"/>

4. ip

<input type="text"/>	<input type="text"/>

5. ip

<input type="text"/>	<input type="text"/>

6. ib

<input type="text"/>	<input type="text"/>

**B** Say, match, and write.

i   ib   id   ip

1. •

• 

k
---

2. •

• 

--

3. •

• 

n
---

4. •

• 

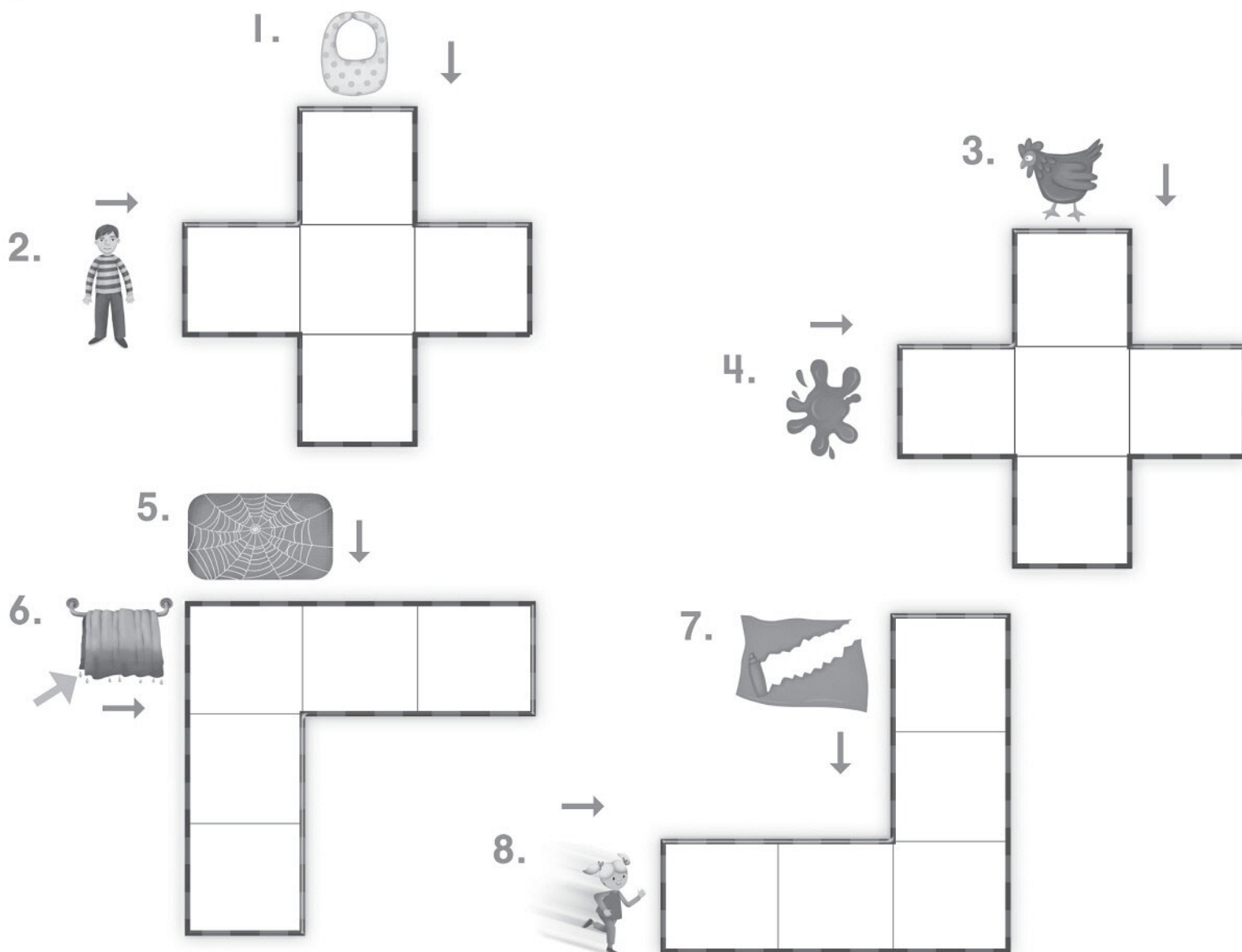
r
---



### A Match the pictures that rhyme.



### B Do the puzzles.



**C** Say, circle, and write.



ip  
ib



2.



e  
i



3.



ib  
id



4.



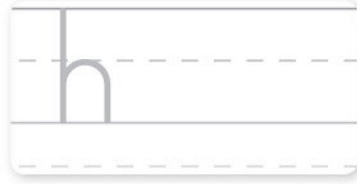
ed  
et



5.




en  
ed



6.



ed  
et



**D** Read, say, and write.

1. The   is on the  .

2. Use your   to  .

3. I see   in the  .

4. The   is on the  .













### A Write and say.

i + n =  
p + i n =  

### B Read, check, and write.

1.		bin <input type="checkbox"/>	fin <input type="checkbox"/>	pin <input type="checkbox"/>	 <hr style="border-top: 1px dashed gray;"/> 
2.		win <input type="checkbox"/>	bin <input type="checkbox"/>	fin <input type="checkbox"/>	 <hr style="border-top: 1px dashed gray;"/> 
3.		pin <input type="checkbox"/>	bin <input type="checkbox"/>	win <input type="checkbox"/>	 <hr style="border-top: 1px dashed gray;"/> 
4.		fin <input type="checkbox"/>	pin <input type="checkbox"/>	bin <input type="checkbox"/>	 <hr style="border-top: 1px dashed gray;"/> 


### C Do the puzzles.

1.		↓	
2.		→	
3.		↓	
4.		→	




**A** Write and say.

**i** + **g** =  **f** + **ig** =



**B** Read, say, and check.

1.



2.



3.



4.



**C** Unscramble and write.

1.



g w i

2.



d g i

3.



i b g

4.




g i f




**A** Write and say.

**i** + **t** =  **p** + **it** =



**i** + **x** =  **s** + **ix** =



**B** Say, circle, and write.

1.



it ix

2.



ix it

3.



it ix

4.



ix it

**C** Find and circle the word.

1.



pitpibi

3.



ihithig

2.




imimixn


4.




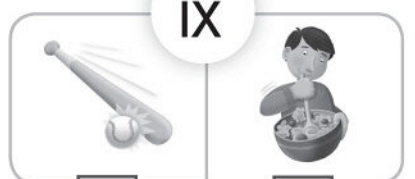
finsixg





**A** Read, say, and check.


1.  **it**

2.  **in**

3.  **ix**

4.  **ig**

5.  **ig**

6.  **in**

**B** Read, check, and write.

1.  **fig**  **pin**  **fin**  

2.  **mix**  **big**  **bin**  

3.  **fig**  **pit**  **dig**  

4.  **dig**  **hit**  **tip**  

5.  **win**  **wig**  **bin**  





6.  **mix**  **fig**  **six**  




## A Write and say.



## B Read, check, and write.


1.		rod <input type="checkbox"/>	log <input type="checkbox"/>	ox <input type="checkbox"/>	<div style="border: 1px solid gray; padding: 5px; height: 60px; position: relative;"><div style="position: absolute; top: 5px; left: 5px; width: 100%; border-bottom: 1px dashed gray;"></div></div>
2.		ox <input type="checkbox"/>	fox <input type="checkbox"/>	log <input type="checkbox"/>	<div style="border: 1px solid gray; padding: 5px; height: 60px; position: relative;"><div style="position: absolute; top: 5px; left: 5px; width: 100%; border-bottom: 1px dashed gray;"></div></div>
3.		log <input type="checkbox"/>	ox <input type="checkbox"/>	rod <input type="checkbox"/>	<div style="border: 1px solid gray; padding: 5px; height: 60px; position: relative;"><div style="position: absolute; top: 5px; left: 5px; width: 100%; border-bottom: 1px dashed gray;"></div></div>
4.		fox <input type="checkbox"/>	ox <input type="checkbox"/>	log <input type="checkbox"/>	<div style="border: 1px solid gray; padding: 5px; height: 60px; position: relative;"><div style="position: absolute; top: 5px; left: 5px; width: 100%; border-bottom: 1px dashed gray;"></div></div>

## C Follow the o sound. Write.




**A** Write and say.

o + t =  p + ot =

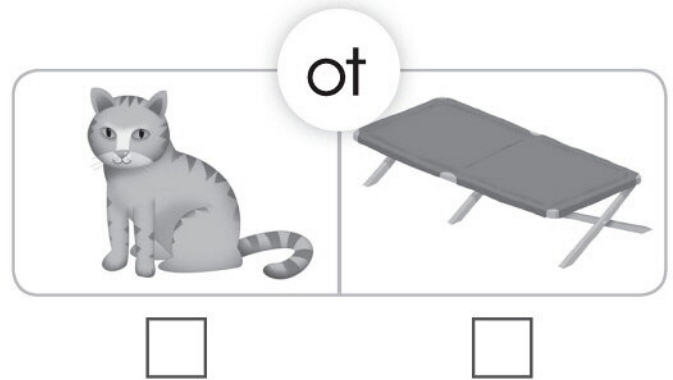


**B** Read, say, and check.

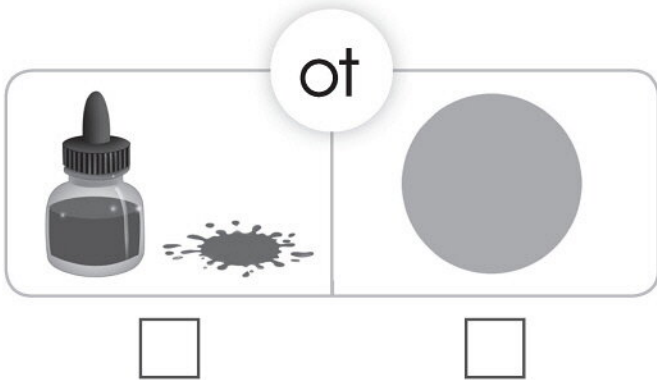
1.




2.




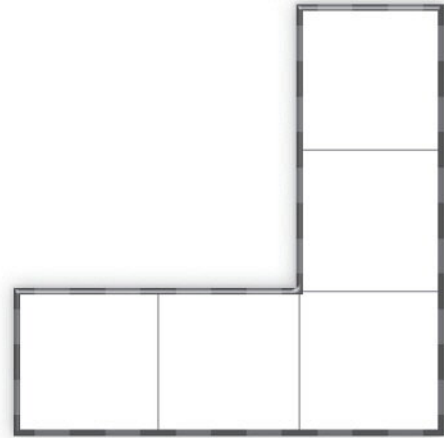
3.



4.




**C** Do the puzzles.

1.  ↓2. → 3.  ↓4. → 

o ot op

**A** Write and say.

o + p =  t + op =



**B** Say, circle, and write.

1.



ot op

2.



op ot

3.



op ot

4.



ot op

**C** Find and circle the word.

1.



o h o p p o p

2.



m o t t o p o

3.



b o p o p o d



4.







o b o p m o p







**A** Read, say, and check.





1.  

2.  

3.  

4.  

5.  

6.    

**B** Say, match, and write.

1.  •


2.  •

3.  •

4.  •

5.  •

6.  •


• 


• 

• 

• 

• 

• 



# Review 3

## in ig it ix o ot op

**A** Match the pictures that rhyme.

1.



2.



3.



4.





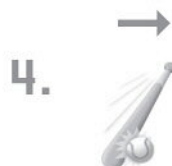
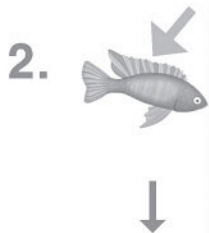
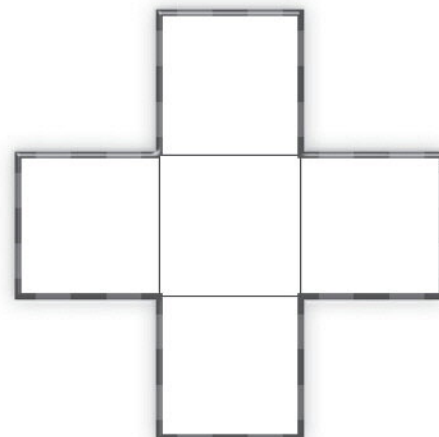

5.



6.



**B** Do the puzzles.



**C** Say, circle, and write.

1.  op  
ot

Handwriting practice box with a dashed line and a lowercase letter 'p' on the left side.

2.  ox  
ix

Blank handwriting practice box with a dashed line.

3.  it  
ot

Handwriting practice box with a dashed line and a lowercase letter 'p' on the left side.

4.  in  
ig

Handwriting practice box with a dashed line and a lowercase letter 'p' on the left side.

5.  ot  
op

Handwriting practice box with a dashed line and a lowercase letter 'p' on the left side.

6.  ig  
it

Handwriting practice box with a dashed line and a lowercase letter 'b' on the left side.

**D** Say, match, and write.

1.  •

2.  •


3.  •


4.  •

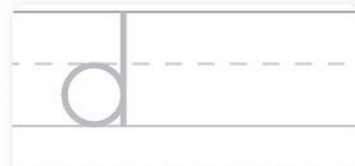
5.  •

6.  •

• 

• 

• 

• 


• 

• 



### A Write and say.

u



### B Read, check, and write.

1.



sun

up

jug

2.



hug

jug

sun

3.



up

sun

hug

4.




jug

hug

up

### C Follow the u sound. Write.



**A** Write and say.

u

+

g

=

b

+

u

=

g



**B** Say, circle, and write.

1.



b

r

ug

t

2.



c

j

ug

k

3.



c

p

ug

m

4.



b

d

ug

r

**C** Find and circle the word.

1.



h u h u g u m

2.



g u m u g b u

3.



l u h r u g u

4.




h u m b u g u




u ug ud up

**A** Write and say.

u + d =  b + ud =



u + p =  p + up =



**B** Say, circle, and write.

1.



ud up

2.



up ud

3.



up ud

4.




ud up

**C** Do the puzzles.

1.





3.





2.







4.







**A** Read, say, and check.



1.  **up** 

2.  **ug** 

3.  **ud** 

4.  **u** 

5.  **u** 

6.  **ug** 

**B** Read, check, and write.

1.  jug  cup  mug  

2.  pup  bud  up  

3.  mud  rug  bud  

4.  bud  pup  hug  


5.  sun  cup  rug  

6.  jug  mug  mud  






**A** Write and say.


u + t =       n + ut =



**B** Read, check, and write.

1.		cut	nut	hut	<input type="text"/>
		<input type="checkbox"/>	<input type="checkbox"/>	<input type="checkbox"/>	
2.		nut	hut	cut	<input type="text"/>
		<input type="checkbox"/>	<input type="checkbox"/>	<input type="checkbox"/>	
3.		hut	cut	nut	<input type="text"/>
		<input type="checkbox"/>	<input type="checkbox"/>	<input type="checkbox"/>	

**C** Follow the ut sound. Write.




**A** Write and say.

u

+

b

=

c

+

u

b

=



u

+

m

=

g

+

u

m

=



**B** Read, say, and check.

1.





2.





3.





4.






**C** Do the puzzles.

1.



3.



2.



4.






ut ub um un

**A** Write and say.

u + n =  b + un =



**B** Read, check, and write

1.		run <input type="checkbox"/>	fun <input type="checkbox"/>	bun <input type="checkbox"/>	<input type="text"/>
2.		run <input type="checkbox"/>	fun <input type="checkbox"/>	hut <input type="checkbox"/>	<input type="text"/>
3.		bun <input type="checkbox"/>	bug <input type="checkbox"/>	run <input type="checkbox"/>	<input type="text"/>

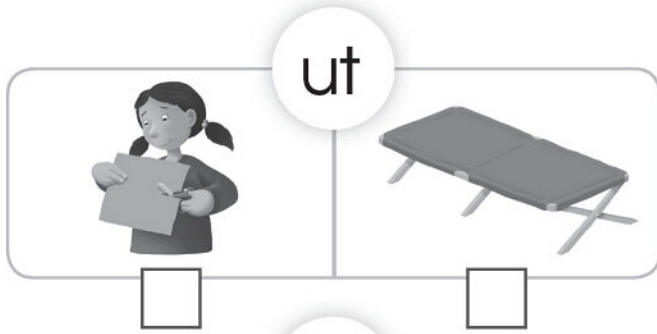
**C** Say, match, and write.

1.		•	•	<input type="text"/>
2.		•	•	<input type="text"/>
3.		•	•	<input type="text"/>

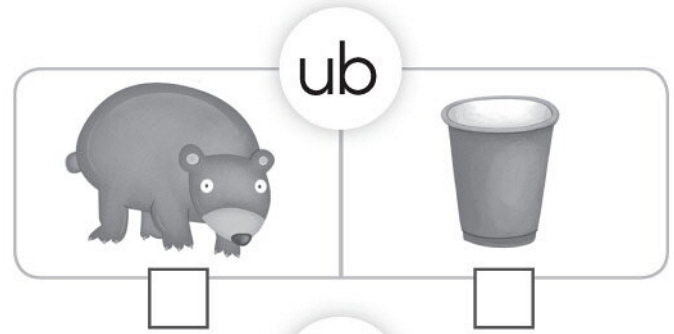


**A** Read, say, and check.

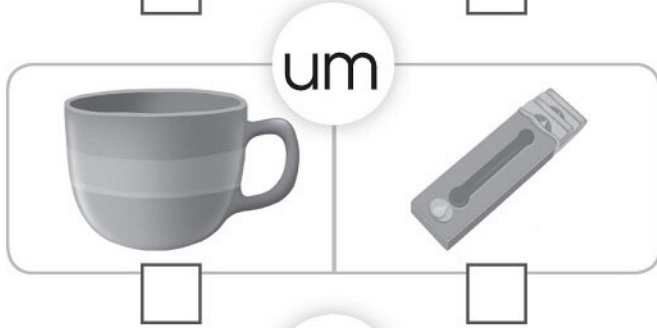
1.



2.




3.




4.



5.



6.



**B** Unscramble and write.

1.



n u r

2.



t u n

3.



m h u

4.



n u f

5.



t c u

6.



b c u



# Review 4

u ug ud up ut ub um un

## A Match the pictures that rhyme.

1.



2.



3.



4.



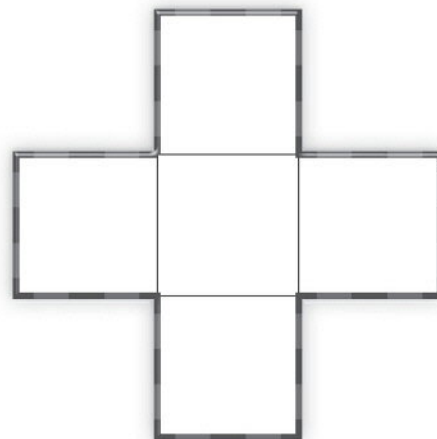

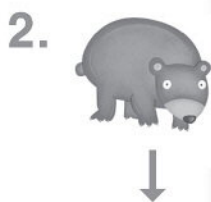


5.



6.



## B Do the puzzles.



**C** Say, circle, and write.

1.



ug  
up

Handwriting practice box with a dashed line and the letter 'p' written on it.

2.



ub  
ud

Handwriting practice box with a dashed line and the letter 'c' written on it.

3.



um  
un

Handwriting practice box with a dashed line and the letter 'r' written on it.

4.



ut  
ud

Handwriting practice box with a dashed line and the letter 'o' written on it.

5.



um  
ug

Handwriting practice box with a dashed line and the letter 'o' written on it.

6.



ut  
up

Handwriting practice box with a dashed line and the letter 'h' written on it.

**D** Read, say, and write.

1. The



Blank handwriting box.

is in the




Blank handwriting box.

2. The



Blank handwriting box.

is on the



Blank handwriting box.

3. He can



Blank handwriting box.

and eat a



Blank handwriting box.

4. I see a



Blank handwriting box.

in the



Blank handwriting box.





**a**

**am**

**an**

**ad**

**ag**

**ap**

**at**

**e**

**et**

**en**

**ed**

**i**

**ip**

**ib**

**id**

**in**

**ig**

**it**

**ix**

**o**

**ot**





op

u

ug

ud

up

ut

ub

um

un

a

b

c

d

e

f

g

h

i

j

k

l





**m**

**n**

**o**

**p**

**q**

**r**

**s**

**t**

**u**

**v**

**w**

**x**

**y**

**z**

These cards  
belong to:

\_\_\_\_\_





# Oxford Phonics World

Let us guide you through  
the world of phonics...



**Oxford Phonics World** is the first step on your students' journey into English, leading you through **all 44 sounds**.

- **Over 150 Phonics Friends** — an angry apple, a big bear, and others — help children remember English sounds.
- **Action songs, chants, and games** encourage children to discover connections between English sounds and letters.
- **Active class activities** develop children's listening, speaking, reading, writing, and spelling skills and provide opportunities to apply them.
- **Multi-ROMs** include fun animations and interactive games, stories, and songs for practice at home.

**5 levels of phonics for use before or alongside your English course**

- **Student Book with Student Cards and Multi-ROM**
- **Workbook**
- **Teacher's Book**
- **Phonics Cards**
- **Phonics Readers**
- **Oxford iTools**  
Digital Classroom Resources



Authors **Kaj Schwermer, Julia Chang, and Craig Wright**, and musician **Laurie Thain** are experienced teachers and teacher trainers who specialize in phonics instruction.

**OXFORD**  
UNIVERSITY PRESS

[www.oup.com/elt/oxfordphonicsworld](http://www.oup.com/elt/oxfordphonicsworld)

ISBN 978-0-19-459623-7



9 780194 596237