

Oxford Phonics World 3

Long Vowels



Workbook

Kaj Schwermer Julia Chang Craig Wright



OXFORD

Oxford Phonics World 3

Long Vowels

Kaj Schwermer Julia Chang Craig Wright



Workbook

OXFORD
UNIVERSITY PRESS

A Write and say.

a_e

tape



B Say and circle.

1.



an

ane

2.



ape

ap

3.



ane

an

4.



ape

ap

C Match.

1. tape



2. mane



3. cape

4. cane

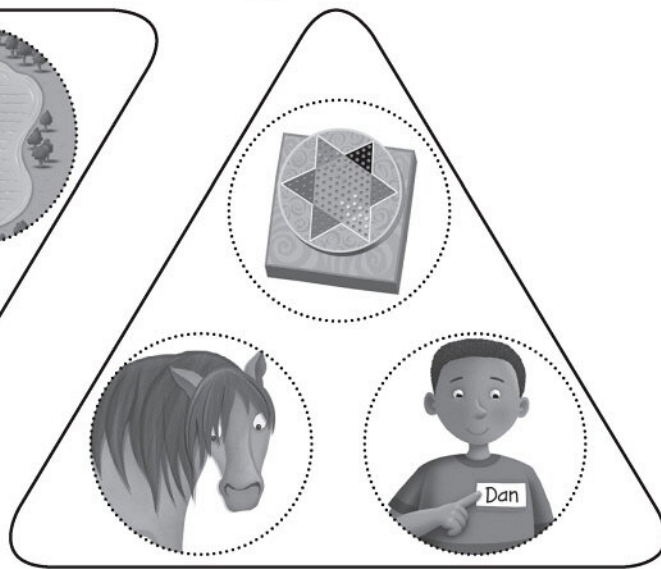
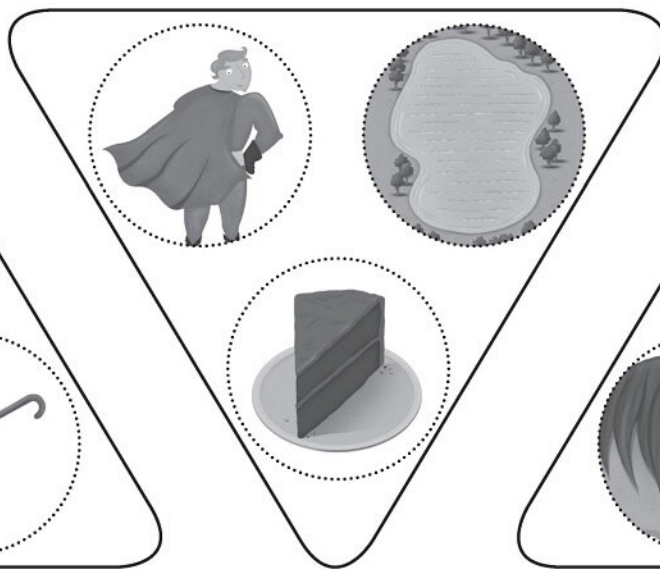
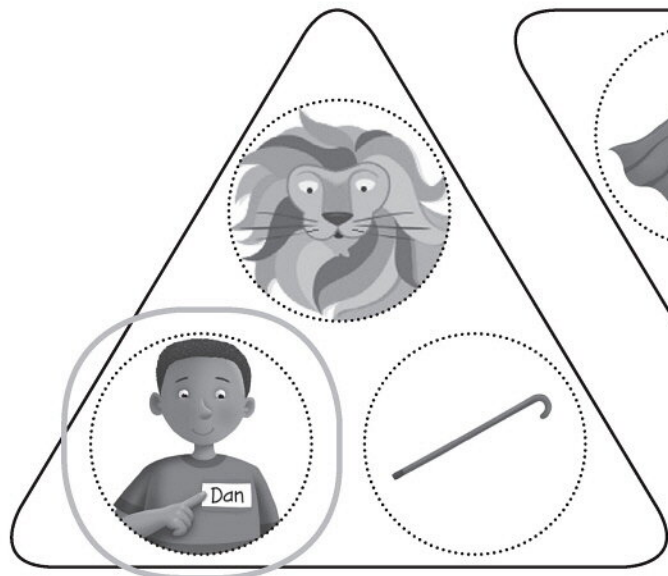


A Read, say, and circle.

1. name


2. lake

3. game



B Unscramble, write, and say.


1.



m g e a

game

2.



k c a e

3.



k l e a

4.



m e n a

5.



e c p a

6.



a n e c



A Say and circle.

1.



ate ave

2.



ate ave

3.



ave ate

4.



ate ave

B Write and say.

gate wave skate cave

1.



skate


2.



3.



4.



A Find the words and underline.

dmanedcakeogamefcavear skatefnamextwavedtapewgatejocane

B Say and circle.

1.



ake ate

2.



ape ane

3.



ave ame

4.



ate ape

C Unscramble, write, and say.

1.



t s a e k

2.



p e a c

3.



p a e t

4.



m n e a



A Write and say.

i _ e k t



B Match.

1. pine

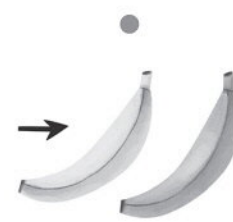
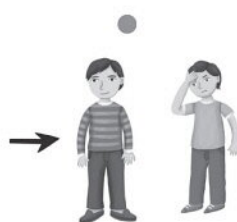
2. ripe

3. pin

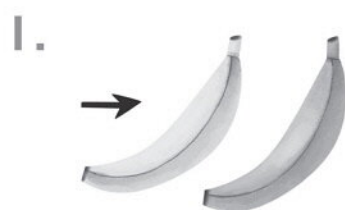
4. kite

5. fine

6. rip




C Unscramble, write, and say.



erpi



tkie



eifn



neip



A Read and check.

1.



It is a kite.

It is a lime.

2.



It is a bike.

It is a hike.

3.



What is the time?

What is the lime?

4.



I hike to the cave.

I bike to the cave.

B Write and say.

1.



i e

2.



h e

3.



ik

4.



t e

A Match the ones that rhyme.

1.



2.



3.




4.



B Write and say.

time pine nine line dive fine

1.



Blank writing box with dashed midline for the word 'time'.

2.



Blank writing box with dashed midline for the word 'nine'.

3.



Blank writing box with dashed midline for the word 'line'.

4.



Blank writing box with dashed midline for the word 'pine'.

5.



Blank writing box with dashed midline for the word 'dive'.

6.



Blank writing box with dashed midline for the word 'fine'.



A Find the words and underline.

cbikedkiteolimefpineqrlinefhikextfivedtimew

B Say, circle, and write.


1.



ine ike

p

2.



ive ine

f

3.



ite ipe

k

4.



ime ike

h

5.



ive ime

d

6.

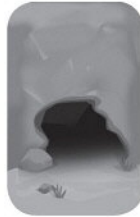




ite ime

l



A Circle the ones that rhyme.



B Find, circle, and write.



c	d	q	x	d	b
n	i	a	p	s	j
k	v	l	i	m	e
l	e	i	o	a	l
c	a	n	e	u	f
h	w	e	z	p	h

1. dive

2.

3.

4.



C Do the puzzle.

1.



1. → b i k e

2.



3.



4. →

4.



5.



6. ↓

6.



D Write and say.

mane ripe fine cave pine time

1.



Blank writing box with dashed midline.

2.



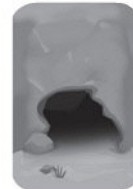
Blank writing box with dashed midline.

3.



Blank writing box with dashed midline.

4.




Blank writing box with dashed midline.

5.



Blank writing box with dashed midline.

6.




Blank writing box with dashed midline.



A Write and say.

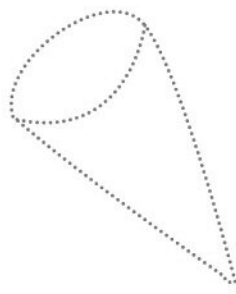
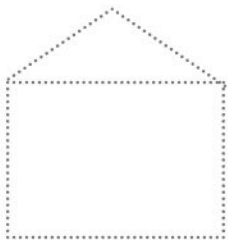






o _ e h m



B Match.

1.	2.	3.	4.	5.	6.
home	dive	bone	hike	cone	rope
•	•	•	•	•	•
•	•	•	•	•	•
					

C Draw, unscramble, and write.


1.		n c e o	2.		e h o m
					
3.		p r o e	4.		e b n o
					



A Write and say.

u _ e

c b



B Match.

1. mute •



• 2. cute

3. cube •



• 4. mule

C Write and say.

cube cute mule mute

1.




Blank writing lines for the word corresponding to the girl.

2.



Blank writing lines for the word corresponding to the mule.

3.



Blank writing lines for the word corresponding to the stack of books.

4.




Blank writing lines for the word corresponding to the mute button.



A Write and say.

u _ e t b



B Read and check.

1.



This is a cube.

This is a tube.

2.



I hum a tune.

I hum a tube.

3.



It is June.

It is a cube.

4.



This is a mule.

This is a rule.

C Unscramble, write, and say.

1.



n e u J

2.



e t b u

3.



n u t e

4.



u l r e



A Find the words and underline.

b f h o m e r r c o n e u i J u n e i w c u t e l o m u l e g h t u n e n p r o p e d h

B Say and circle.

1.




u_e o_e

2.



o_e u_e

3.



i_e u_e

4.



u_e a_e

C Write and say.


1.





2.



3.



4.



A Write and say.

ai

r n



B Read and check.

1.



It is rain.

It is a tail.

2.



It is a nail.

It is a tail.

3.



It is rain.

It is a tail.

4.



It is a gate.

I wait.

C Unscramble, write, and say.

1.



l i a n

2.



n r i a

3.



t a w i

4.



a l i t







A Write and say.

ay b





B Read, say, and check.


1.  ay 

2.  ay 

3.  ay 

4.  ay 

C Write and say.

1. 

2. 

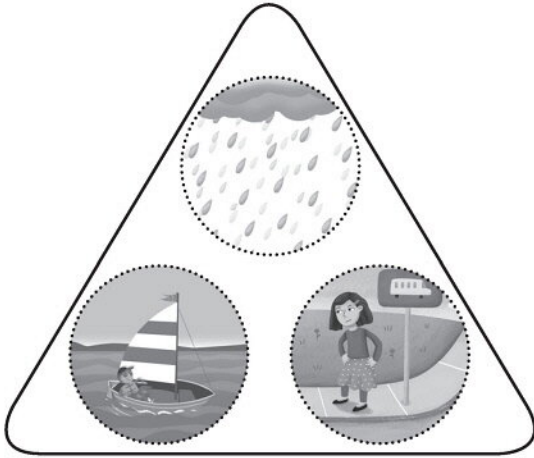
3. 

4. 

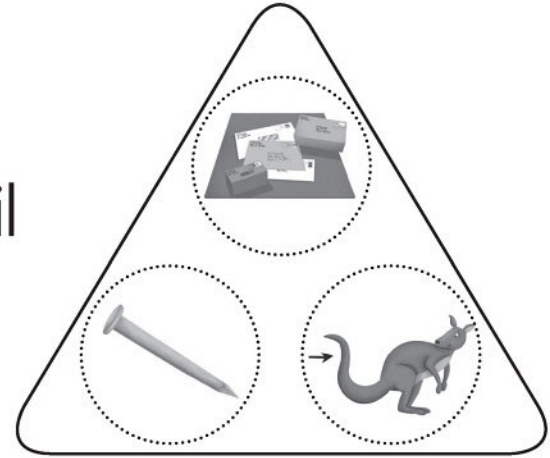


A Read, say, and circle.

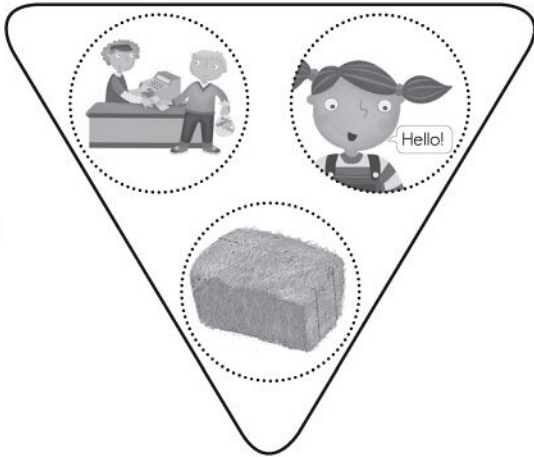
1. sail



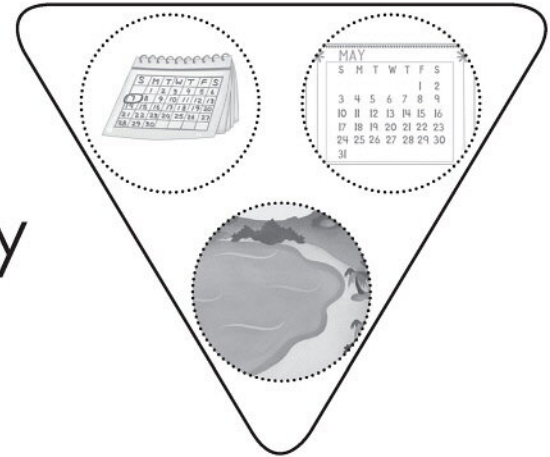
2. mail



3. hay



4. May



B Write and say.

sail mail hay May



Blank writing lines for the word 'sail'.



Blank writing lines for the word 'hay'.



Blank writing lines for the word 'May'.



Blank writing lines for the word 'mail'.



A Find the words and underline.

w d d a y h l m a i l k h p a y j u h a y l l M a y o p s a i l u o p b a y a f r a i n w

B Say, circle, and write.

1.



ay ai

Handwriting practice box with a dashed midline.

2.



ay ai

Handwriting practice box with a dashed midline.

3.



ay ai

Handwriting practice box with a dashed midline.

4.



ay ai

Handwriting practice box with a dashed midline.


5.



ay ai


Handwriting practice box with a dashed midline.

6.



ai ay

Handwriting practice box with a dashed midline.




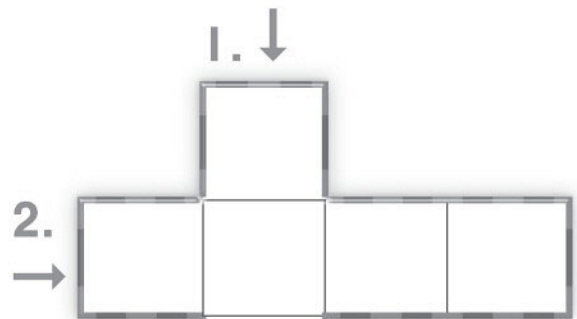
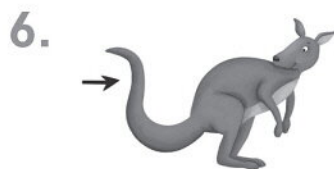

Review 2

o_e u_e u_e ai ay

A Find the words and underline.

jghmulekdkhomeysutubetrqJuneoawrainpwlrulewjiwaitssp


B Do the puzzle.



C Circle the ones that rhyme.



D Find, circle, and write.




c	o	n	e	g	h
a	k	q	s	i	u
d	i	t	a	i	l
s	p	e	y	g	k
a	m	h	l	i	c
w	a	i	t	x	z
a	k	j	r	u	s
q	b	u	p	d	h
f	w	o	t	p	j

1.

2.

3.

4.





A Write and say.



ee b




B Match.


1. bee •  • 2. feet


3. seed •  • 4. jeep





C Unscramble, write, and say.

1.  t e f e

2.  d s e e

3.  e b e

4.  j p e e



A Write and say.

ea leaf




B Match.

1. sea

2. leaf


3. eat

4. meat



C Write and say.

1.



s

2.



leaf

3.



t

4.



eat



A Write and say.

y

cand



ey

k



B Say and circle.

1.



2.



3.



4.



y ey

y ey

y ey

y ey

C Read and check.

1.



I have candy.

I have a leaf.

2.



It is a bee.

It is a key.

3.



He is happy.


He has money.

4.



I have money.

I have candy.



A Find the words and underline.

gthappyuwfeetroseedskmoneybukeywaseajhleafgh

B Say, circle, and write.

1.



ea ee

2.



ee y

3.



ee ea

4.



ey ea

C Write and say.

1.



h y

2.



c d

3.



m t

4.



j p



A Write and say.

igh

Handwriting practice lines with a vertical line and a cross for tracing.



B Match.

1. light •



• 2. right

3. high •



• 4. night

C Unscramble, write, and say.

1.



t i g r h

Handwriting practice lines for the word 'right'.

2.



t n g i h

Handwriting practice lines for the word 'night'.

3.



g h i h

Handwriting practice lines for the word 'high'.

4.



l t h i g

Handwriting practice lines for the word 'light'.



A Write and say.

i e

p



B Read and check.


1.

It is a die. It is a tie.

2.

It is a tie. It is a light.

3.


It is a pie. It is high.

4.

I bike at night. I lie and wait.

C Write and say.

1.



p

2.



e

3.



e

4.



d





A Write and say.

y

sp



B Say, circle, and write.

1.



2.



3.



4.



ie y

igh y

y ie

ee y

Blank handwriting lines for the first item.

Blank handwriting lines for the second item.

Blank handwriting lines for the third item.

Blank handwriting lines for the fourth item.

C Write and say.

cry my spy sky

1.



Blank handwriting lines for item 1.

2.



Blank handwriting lines for item 2.

3.



Blank handwriting lines for item 3.

4.



Blank handwriting lines for item 4.



A Find the words and underline.

gnightjkhspyulightthkmylhighsyqptieqskyedieh

B Match.

1.
ie




2.

y



3.

igh



4.

ee



C Unscramble, write, and say.

1.



t r i h g

2.



y r c

3.



y s k

4.



i t e



Review 3

ee ea y ey igh ie y

A Do the puzzle.

1.



3.



5.



7.



2.



4.



6.



8.



B Circle the ones that rhyme.



C Write and say.


lie candy jeep spy



Blank handwriting lines for the word 'jeep'.



Blank handwriting lines for the word 'candy'.




Blank handwriting lines for the word 'spy'.



Blank handwriting lines for the word 'lie'.

D Find, circle, and write.



r	e	o	b	e	e
j	s	k	y	a	s
d	f	e	n	k	e
k	m	y	d	s	f
s	e	a	h	t	d
c	z	u	a	l	y

1. Blank handwriting lines for the first word.

2. Blank handwriting lines for the second word.

3. Blank handwriting lines for the third word.

4. Blank handwriting lines for the fourth word.



A Write and say.

o a

b t



B Match.

1. soap

2. boat

3. coat

4. road



C Unscramble, write, and say.



t b a o



c a o t



a s p o




r d o a



A Write and say.

ow

b




B Match.

1.
yellow

2.
bow

3.
pillow

4.
row




C Write and say.

1.



y

2.



b

3.



w

4.



pi w




A Say and check.

1.

goat







2.

toad







3.

elbow







4.

window







B Write and say.

goat toad window elbow

1.



2.



3.



4.





A Read and check.

1.



I have a
yellow pillow.

I have a
yellow bow.

2.



I see a toad.

I see a goat.

3.



It is my elbow.

It is my soap.

4.



It is a boat.

It is a coat.

B Unscramble, write, and say.

1.



d a r o

2.



p s a o

3.



w r o

4.



w p l o i l



A Write and say.

ue bl



B Match.

1. blue



2. glue



3. Tuesday



4. clue



C Write and say.



b e



T day



g e




ue



A Write and say.


u i

fr t



e w

n



B Say and circle.

1.



ui ew

2.



ow ui

3.



ew ow

4.



oa ew

C Unscramble, write, and say.

1.



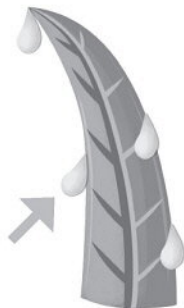
w n e

2.



s u t i

3.



w e d

4.




t f i u r



A Write and say.

oo m n



B Read and check.

1.



It is a zoo.

It is a moon.

2.



I eat food.

I eat fruit.

3.



It is a boot.

It is a zoo.

4.




It is the moon.

It is the boot.

C Write and say.

food zoo moon boot

1.



Handwriting practice lines (top, dashed middle, bottom) for writing the word 'zoo'.

2.



Handwriting practice lines (top, dashed middle, bottom) for writing the word 'moon'.

3.



Handwriting practice lines (top, dashed middle, bottom) for writing the word 'food'.

4.



Handwriting practice lines (top, dashed middle, bottom) for writing the word 'boot'.




A Find the words and underline.

njglueahmoonklbootljedewplnewkjsuitlyfruituqfoodtp

B Match.

1.
ue

•



2.
oo

•



3.
ui

•



4.
ew

•



C Unscramble, write, and say.

1.



l c u e

2.



t f i u r

3.



t o b o

4.




e d w



Review 4

oa ow ue ui ew oo

A Find, circle, and write.



m	o	o	n	z	f
l	c	x	t	u	r
c	p	e	l	l	u
o	e	d	b	k	i
a	t	b	o	u	t
t	s	q	w	o	a

1.


2.

3.


4.

B Write and say.

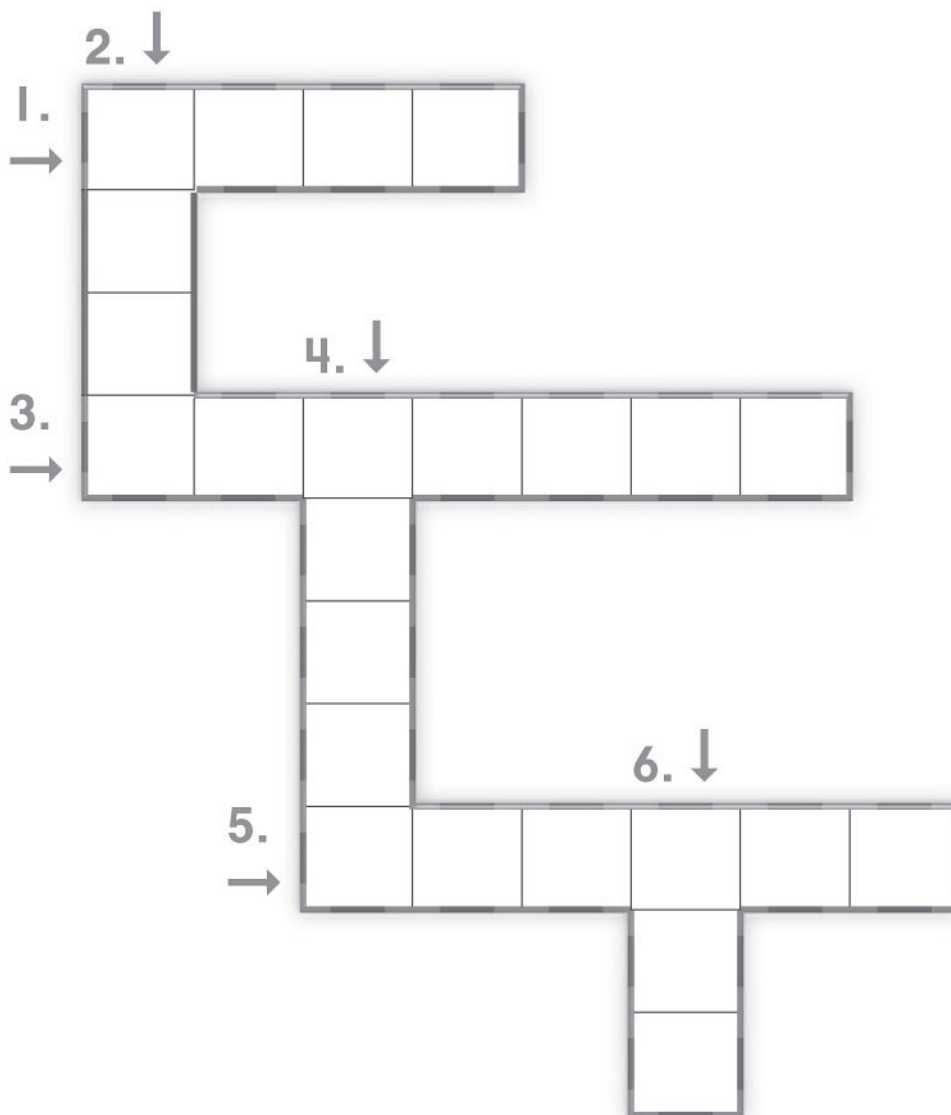
zoo goat new toad



C Circle the ones that rhyme.



D Do the puzzle.



a_e

ame

ake

ate

ave

i_e

ime

ike

ive

ine

o_u

u_e

u_e

ai

ay

ee

ea

y

ey

igh

ie



y

oa

ow

ue

ui

ew

oo

a

b

c

d

e

f

g

h

i

j

k

l

m

n



o

p

q

r

s

t

u

v

w

x

y

z

Letter Cards



**These cards
belong to:**

OXFORD

UNIVERSITY PRESS

198 Madison Avenue

New York, NY 10016 USA

Great Clarendon Street, Oxford, OX2 6DP, United Kingdom

Oxford University Press is a department of the University of Oxford.

It furthers the University's objective of excellence in research, scholarship, and education by publishing worldwide. Oxford is a registered trade mark of Oxford University Press in the UK and in certain other countries

© Oxford University Press 2015

The moral rights of the author have been asserted

eBook Edition

ISBN: 978 0 19 471255 2 Interactive ebook

ISBN: 978 0 19 471263 7 Interactive ebook - app version

First published in 2015

No copying or file sharing

This digital publication is protected by international copyright laws.

No part of this digital publication may be reproduced, modified, adapted, stored in a retrieval system, or transmitted, in any form or by any means, to any other person or company without the prior permission in writing of Oxford University Press, or as expressly permitted by law. Enquiries concerning reproduction outside the scope of the above should be sent to the ELT Rights Department, Oxford University Press, at the address above

You must not modify, adapt, copy, store, transfer or circulate the contents of this publication under any other branding or as part of any other product. You may not print out material for any commercial purpose or resale

Any websites referred to in this publication are in the public domain and their addresses are provided by Oxford University Press for information only. Oxford University Press disclaims all and any responsibility for the content of such websites

ACKNOWLEDGEMENTS

Cover Design: Molly K. Scanlon

The authors and publisher are grateful to those who have given permission to reproduce the following extracts and adaptations of copyright material:

Illustrations by: Scott Angle, Constanza Basaluzzo, Robin Boyer, Javier Burgos, Nancy Carlson, Marcus Cutler, Mattia Cerato, Lalena Fisher, Nathan Jarvis, Bill Ledger (3D art), Julissa Mora, Kristin Varner.

Oxford Phonics World

Let us guide you through
the world of phonics...



Oxford Phonics World is the first step on your students' journey into English, leading you through **all 44 sounds**.

- **Over 150 Phonics Friends** — an angry apple, a big bear, and others — help children remember English sounds.
- **Action songs, chants, and games** encourage children to discover connections between English sounds and letters.
- **Active class activities** develop children's listening, speaking, reading, writing, and spelling skills and provide opportunities to apply them.
- **Multi-ROMs** include fun animations and interactive games, stories, and songs for practice at home.

5 levels of phonics for use before or alongside your English course

- **Student Book with Student Cards and Multi-ROM**
- **Workbook**
- **Teacher's Book**
- **Phonics Cards**
- **Phonics Readers**
- **Oxford iTools**
Digital Classroom Resources



Authors **Kaj Schwermer, Julia Chang, and Craig Wright**, and musician **Laurie Thain** are experienced teachers and teacher trainers who specialize in phonics instruction.

OXFORD
UNIVERSITY PRESS

www.oup.com/elt/oxfordphonicsworld

ISBN 978-0-19-459624-4



9 780194 596244