

Oxford Phonics World 1

The Alphabet



Workbook

Kaj Schwermer Julia Chang Craig Wright




OXFORD

Oxford Phonics World 1

The Alphabet


Kaj Schwermer Julia Chang Craig Wright



Workbook


OXFORD
UNIVERSITY PRESS

A Trace, write, and say.



B Circle the pictures beginning with the a sound.

1.



2.



3.



4.



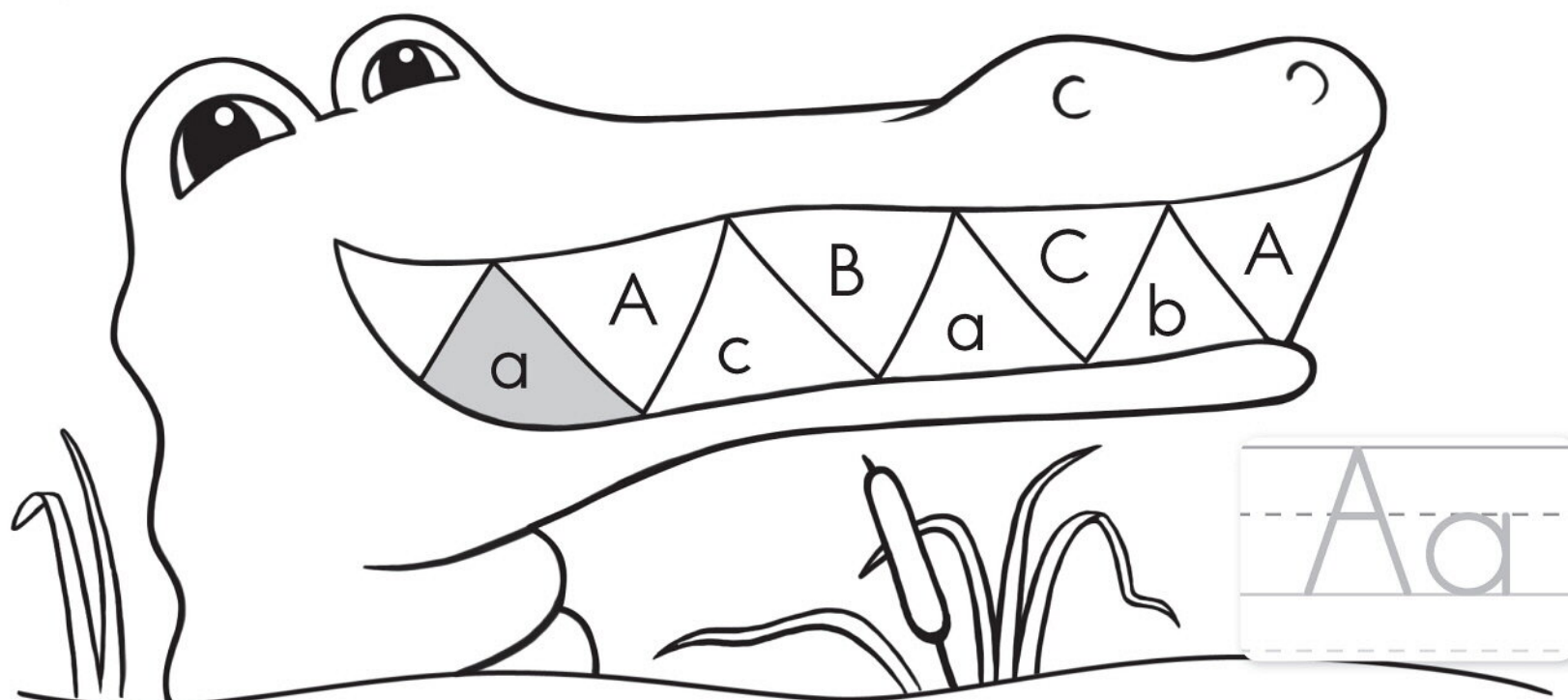
5.




6.






C Color A and a. Write Aa.







A Trace, write, and say.



B Write Bb. Then match.

1.   



2.   


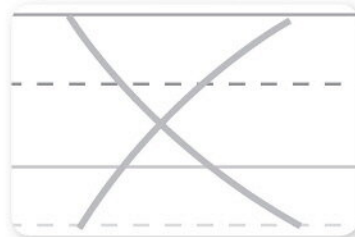
3. 

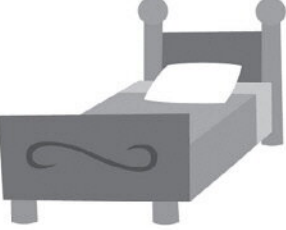

6.



5.

C Say. Then write Bb or cross it out.

1.  

2.  

3.  

4.  





A Trace, write, and say.

Tracing practice area with two boxes. The first box contains a large uppercase 'C' on a three-line grid. The second box contains a smaller lowercase 'c' on a similar grid. To the right is a cartoon cat wearing a hat, glasses, and a tie.

B Circle the pictures beginning with the c sound.


1.



2.



3.




4.




5.



6.












C Color C and c. Write Cc.



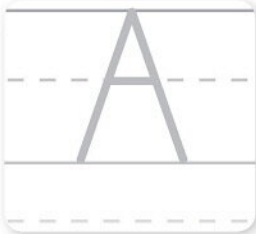

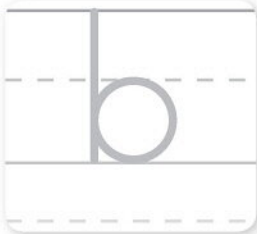



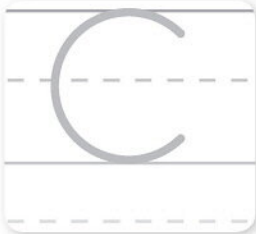


Handwriting practice box with a dashed midline and solid top and bottom lines.



A Say. Then circle the beginning sound.

1.  a b c	2.  a b c	3.  a b c
4.  a b c	5.  a b c	6.  a b c
7.  a b c	8.  a b c	9.  a b c

B Trace and match.

1. 		
2. 		
3. 		

Connections: A line connects the 'A' box to the 'a' box. A line connects the 'B' box to the 'b' box. A line connects the 'C' box to the 'c' box.

A Trace, write, and say.

Tracing practice for uppercase 'D' and lowercase 'd'. The first box shows a large 'D' on a three-line grid with a dashed line for the middle. The second box shows a large 'd' on a similar grid. To the right is a cartoon dog with a halo, wearing a collar with a tag.

B Circle the pictures beginning with the d sound.

1.



2.



3.



4.



5.




6.




C Connect, say, and write Dd.

A maze activity. The start is a dog with a bone. The path leads through a girl, a table, and a duck to a doghouse with a bone. Below the doghouse is a writing box with a dashed line for the middle.

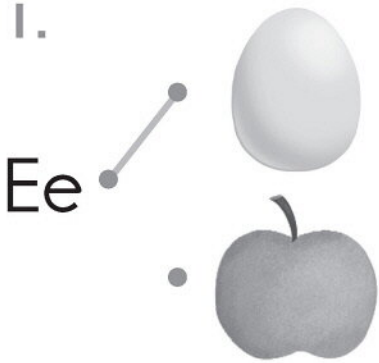


A Trace, write, and say.



B Which ones begin with the e sound? Match and write.

1.




2.



3.



4.



C Say. Then write Ee or cross it out.

1.




2.



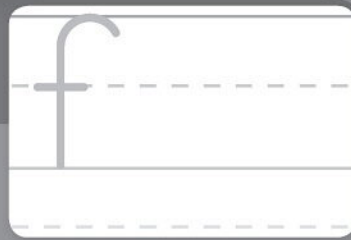
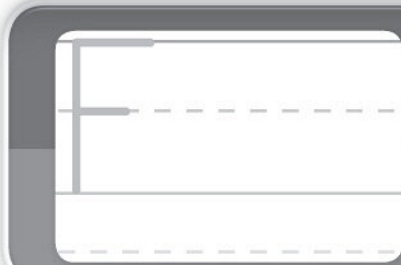
3.



4.




A Trace, write, and say.



B Write Ff. Then match.

1. •



• 6.



2. •



3. •



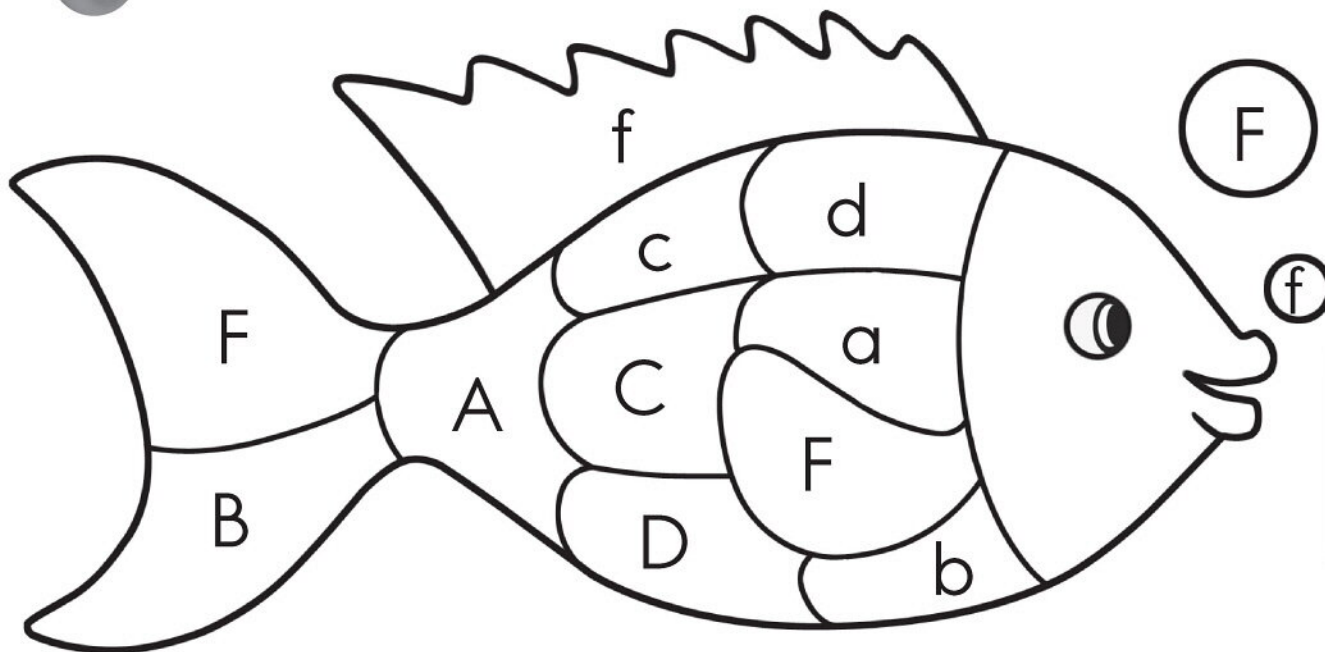
• 4.



• 5.





C Color F and f. Write Ff.





A Which ones begin with the sound? Write ✓.



1. **Dd**

	
<input type="checkbox"/>	<input checked="" type="checkbox"/>



2. **Ee**

	
<input type="checkbox"/>	<input type="checkbox"/>



3. **Ff**

	
<input type="checkbox"/>	<input type="checkbox"/>



4. **Ee**

	
<input type="checkbox"/>	<input type="checkbox"/>



5. **Ff**

	
<input type="checkbox"/>	<input type="checkbox"/>



6. **Dd**

	
<input type="checkbox"/>	<input type="checkbox"/>



7. **Ff**

	
<input type="checkbox"/>	<input type="checkbox"/>

8. **Dd**

	
<input type="checkbox"/>	<input type="checkbox"/>

9. **Ee**


	
<input type="checkbox"/>	<input type="checkbox"/>

B Draw the shapes and write.


Dd = ○

Ee = □

Ff = △


1. 


Ff


2. 

3. 










4. 

5. 







6. 




A Say. Then circle the beginning sound.

1.  a b c	2.  b c d	3.  c d e
4.  d e f	5.  a b c	6.  d e f
7.  c d e	8.  d e f	9.  a b c

B Say and match.

1. A	2. B	3. C	4. D	5. E	6. F
					
e	b	d	a	c	f



C Write, say, and connect in A-B-C order.

Aa


A B C

F D E

D Look and write.

●	■	■	▶	♥	♣	▶	●	★	↑	◆	◈
A	a	B	b	C	c	D	d	E	e	F	f

1. ♥	2. ▶	3. ◆	4. ■
C			
5. ●	6. ♣	7. ▶	8. ■
9. ↑	10. ◈	11. ★	12. ●



A Trace, write, and say.

Tracing practice for uppercase G and lowercase g. The first box shows a large uppercase G on a three-line grid. The second box shows a lowercase g on a three-line grid. To the right is a cartoon illustration of a girl with a bow in her hair, sitting and clapping her hands.

B Circle the pictures beginning with the g sound.

1.



2.




3.



4.



5.




6.



C Say. Then write Gg or cross it out.


1.



2.



3.



4.



Blank writing lines for the first item.


Blank writing lines for the second item.

Blank writing lines for the third item.

Blank writing lines for the fourth item.

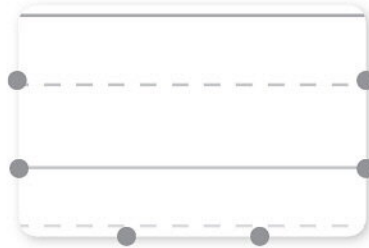


A Trace, write, and say.



B Write Hh. Then match.

1. •



• 6.



2. •



3. •



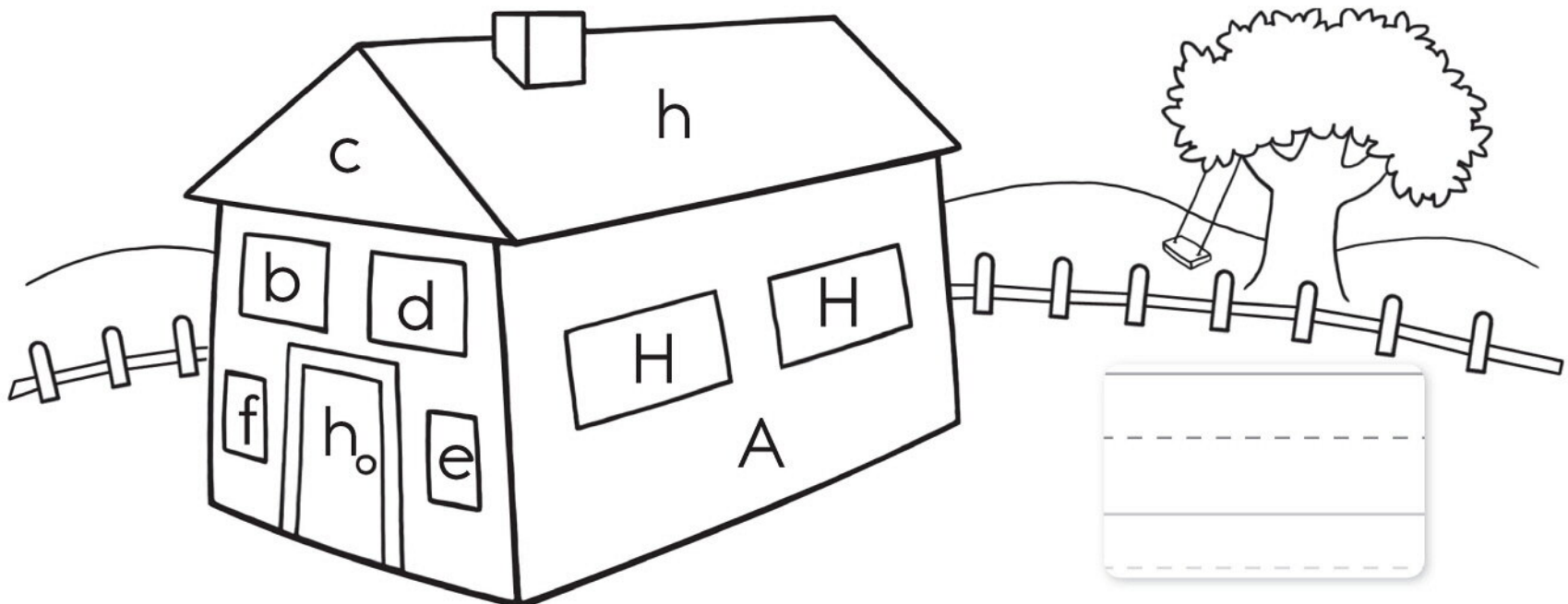
• 4.



• 5.



C Color H and h. Write Hh.



A Trace, write, and say.

A large rectangular box divided into two sections. The left section contains a vertical line and a horizontal dashed line on a grid. The right section contains a lowercase letter 'i' on a grid. To the right of this box is a cartoon illustration of a bee with large eyes and wings.

B Circle the pictures beginning with the i sound.

1.



2.




3.



4.



5.




6.












C Color I and i. Write Ii.



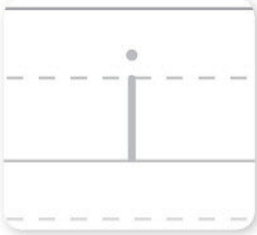
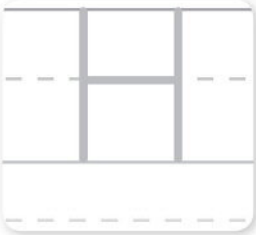


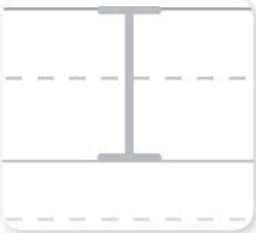

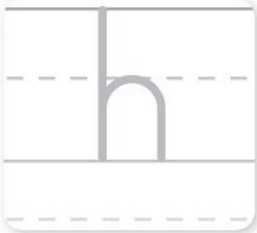
A large illustration of an igloo with a small arched entrance. The igloo is divided into sections containing the letters: I, d, E, H, I, h, A, I, g, c, i, F, c, I, I, a, i. To the right of the igloo is a rectangular box with a dashed line for tracing and a solid line for writing.



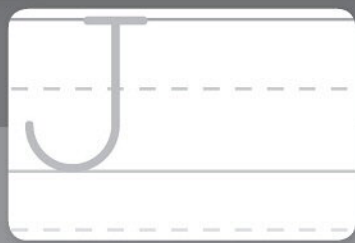
A Say. Then circle the beginning sound.

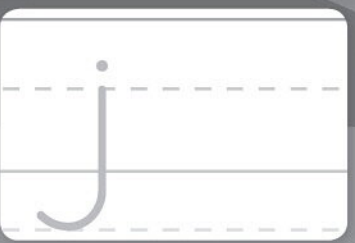
1.  g h i	2.  g h i	3.  g h i
4.  g h i	5.  g h i	6.  g h i
7.  g h i	8.  g h i	9.  g h i


B Trace and match.

1. 	•	•		•	•	
2. 	•	•		•	•	
3. 	•	•		•	•	

A Trace, write, and say.








B Which ones begin with the j sound? Match and write.

1.

Jj



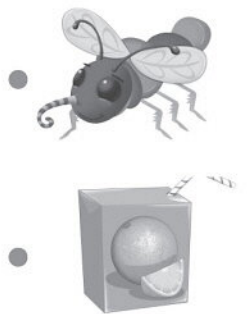
2.

Jj



3.

Jj

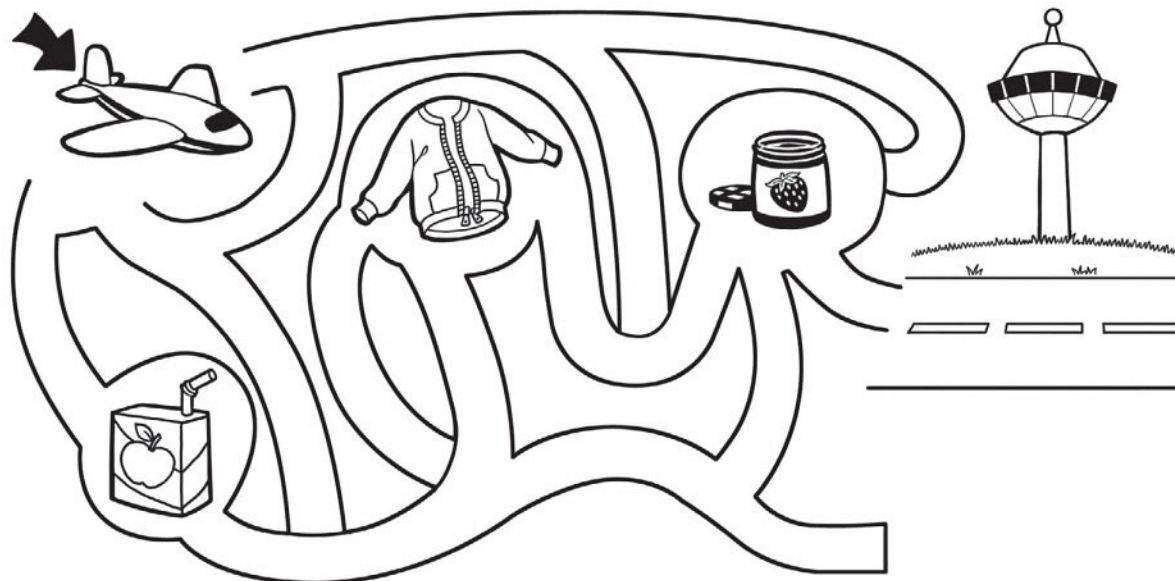



4.

Jj




C Connect, say, and write Jj.







A Trace, write, and say.



B Circle the pictures beginning with the k sound.

1.



2.



3.



4.




5.



6.




C Color K and k. Write Kk.



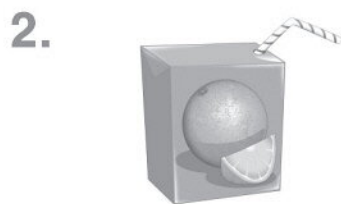
A Trace, write, and say.

Two large handwriting practice boxes with dashed lines for tracing. The first box contains a lowercase 'l' and the second contains an uppercase 'L'. To the right is a cartoon illustration of a lion sitting on a small platform.

B Write Ll. Then match.





C Say. Then write Ll or cross it out.






A Which ones begin with the sound? Write ✓.



1. **Jj**

	
<input type="checkbox"/>	<input type="checkbox"/>



2. **Kk**

	
<input type="checkbox"/>	<input type="checkbox"/>



3. **Ll**

	
<input type="checkbox"/>	<input type="checkbox"/>



4. **Ll**

	
<input type="checkbox"/>	<input type="checkbox"/>



5. **Kk**

	
<input type="checkbox"/>	<input type="checkbox"/>



6. **Jj**

	
<input type="checkbox"/>	<input type="checkbox"/>



7. **Kk**

	
<input type="checkbox"/>	<input type="checkbox"/>

8. **Jj**

	
<input type="checkbox"/>	<input type="checkbox"/>

9. **Ll**


	
<input type="checkbox"/>	<input type="checkbox"/>

B Draw the shapes and write.

Jj = ○


Kk = □

Ll = △

1. 

2. 

3. 










4. 

5. 







6. 



A Say. Then circle the beginning sound.

1.  g h i	2.  j k l	3.  h i j
4.  g h i	5.  j k l	6.  h i j
7.  g h i	8.  j k l	9.  h i j

B Say and match.

1. G •		• h
2. H •		• j
3. I •		• g
4. J •		• k
5. K •		• i
6. L •		• l



C Write, say, and connect in G-H-I order.

Handwriting practice area for section C. It features a central illustration of a house with various objects and letters labeled: a butterfly (I), a kite (H), a girl (G), a window with a man (K), an airplane (J), and a tree (L). Surrounding the illustration are several sets of handwriting lines (top, dashed middle, bottom) for practice.

D Say and write.

1.



Handwriting practice lines for the word 'leaf'.

2.



Handwriting practice lines for the word 'igloo'.

3.



Handwriting practice lines for the word 'gift'.

4.



Handwriting practice lines for the word 'key'.

5.



Handwriting practice lines for the word 'house'.

6.



Handwriting practice lines for the word 'jam'.




A Trace, write, and say.



B Circle the pictures beginning with the m sound.

1.



2.



3.



4.



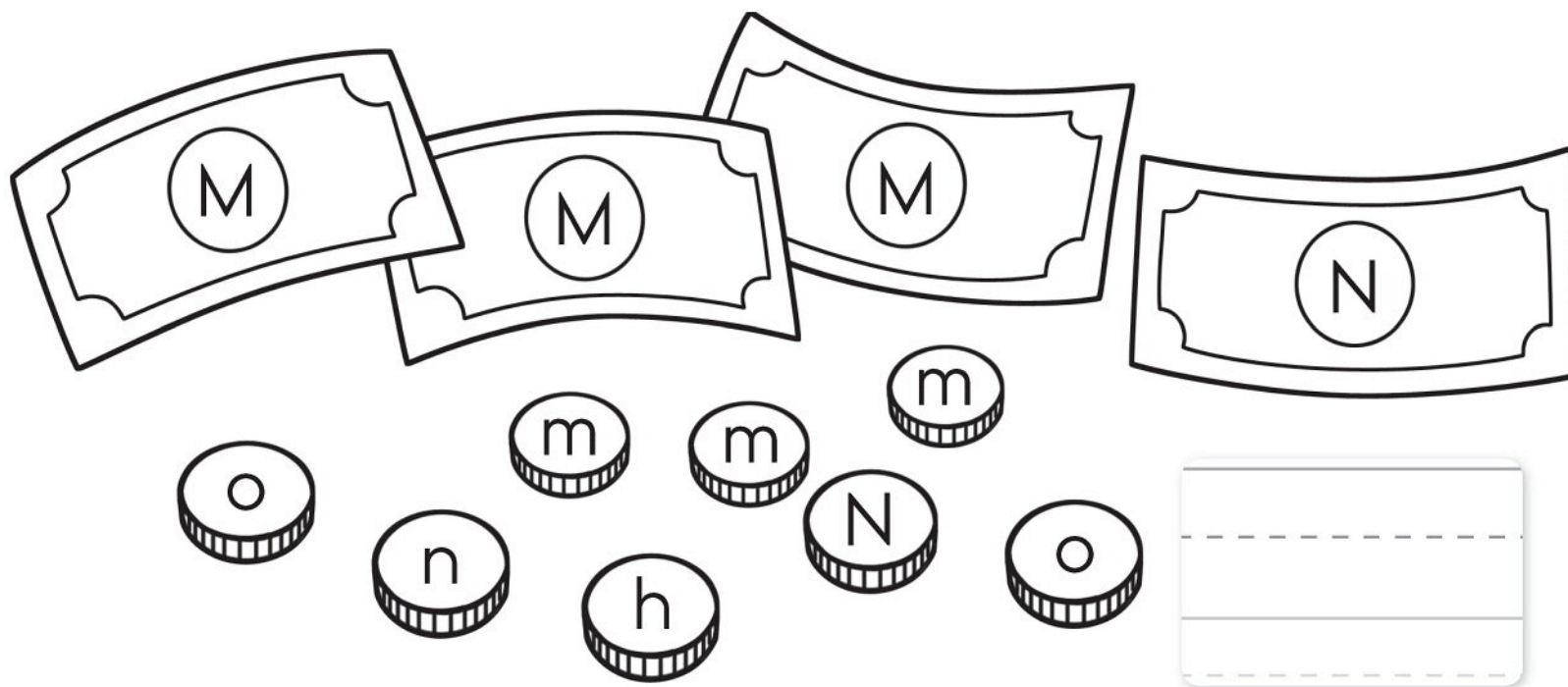
5.



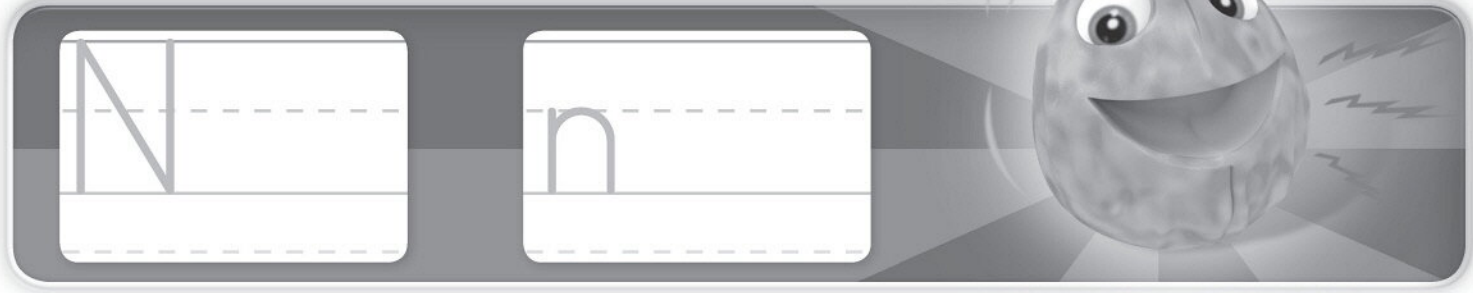
6.



C Color M and m. Write Mm.



A Trace, write, and say.



B Which ones begin with the n sound? Match and write.

1.



Blank writing lines for the answer to question 1.

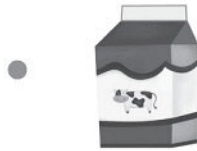
2.



Blank writing lines for the answer to question 2.

Nn •

Nn •



3.



Blank writing lines for the answer to question 3.

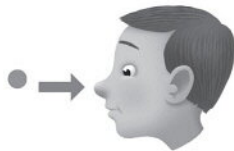
4.




Blank writing lines for the answer to question 4.

Nn •

Nn •



C Connect, say, and write Nn.





A Trace, write, and say.

B Write Oo. Then match.

1. •

• 6.

2. •

3. •

• 4.

• 5.

C Say. Then write Oo or cross it out.

1.



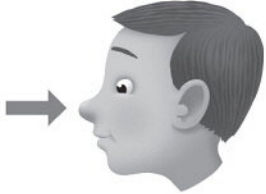






2.

3.



4.







A Say. Then circle the beginning sound.


1.  m n o	2.  m n o	3.  m n o
4.  m n o	5.  m n o	6.  m n o
7.  m n o	8.  m n o	9.  m n o

B Connect, trace, and write.

1. M • o • •  _____ 

2. N • m • •  _____ 

3. O • n • •  _____ 




A Trace, write, and say.

Tracing practice for uppercase P and lowercase p. The first box shows a large uppercase P with a dashed line for the middle stroke. The second box shows a large lowercase p with a dashed line for the middle stroke. To the right is a smiling cartoon orange character with a leaf on its head.

B Which ones begin with the p sound? Match and write.

1.



Blank writing box with a dashed middle line.

2.



Blank writing box with a dashed middle line.

Pp



Pp



3.



Blank writing box with a dashed middle line.

4.



Blank writing box with a dashed middle line.

Pp



Pp



C Say. Then write Pp or cross it out.

1.



2.



3.



4.



Blank writing box with a dashed middle line.

Blank writing box with a dashed middle line.

Blank writing box with a dashed middle line.

Blank writing box with a dashed middle line.



A Trace, write, and say.

Tracing practice area featuring a king character on the right. On the left, there are two writing lines (top, middle dashed, bottom) with a large uppercase 'Q' and a lowercase 'q' for tracing.

B Circle the pictures beginning with the q sound.

1.



2.



3.



4.



5.



6.





C Color Q and q. Write Qq.

A large quilt with a diamond pattern. The letters 'Q', 'q', 'P', 'p', 'O', 'o', 'C', and 'c' are scattered across the quilt. To the right of the quilt is a writing box with three horizontal lines (top, middle dashed, bottom).



A Trace, write, and say.

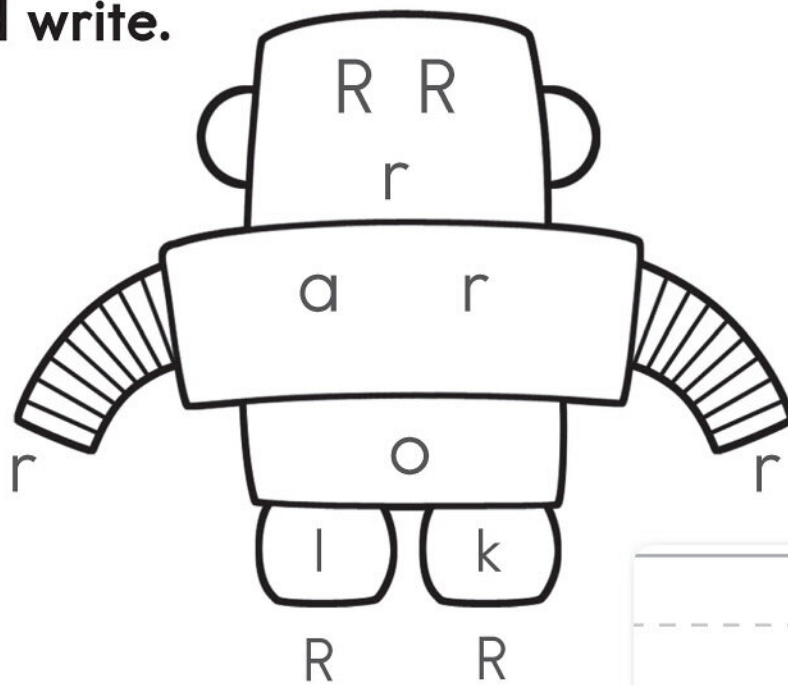
B Write Rr. Then match.



C Draw the shapes and write.

R = □

r = △



A Which ones begin with the sound? Write ✓.

1. **Rr**

2. **Pp**

3. **Qq**

4. **Qq**

5. **Rr**





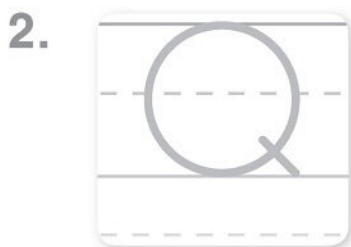

6. **Pp**

7. **Pp**

8. **Qq**

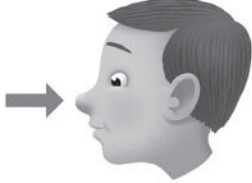








9. **Rr**

B Trace and match.











A Say. Then circle the beginning sound.

1.  m n o	2.  p q r	3.  n o p
4.  o p q	5.  p q r	6.  m n o
7.  n o p	8.  o p q	9.  p q r

B Say and match.

1. M	2. N	3. O	4. P	5. Q	6. R
•	•	•	•	•	•
•	•	•	•	•	•
					
•	•	•	•	•	•
•	•	•	•	•	•
n	q	r	p	o	m



C Write, say, and connect in M-N-O order.

	M		R
	N		Q
	O		P


D Look and write.

M	m	N	n	O	o	P	p	Q	q	R	r
---	---	---	---	---	---	---	---	---	---	---	---

1.		2.		3.		4.	
5.		6.		7.		8.	
9.		10.		11.		12.	



A Trace, write, and say.




B Circle the pictures beginning with the s sound.

1.



2.




3.



4.



5.



6.




C Say. Then write Ss or cross it out.

1.



2.



3.



4.

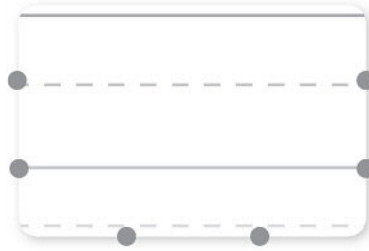





A Trace, write, and say.

B Write Tt. Then match.

1. •




• 6.



2. •



3. •




• 4.



• 5.



C Color T and t. Write Tt.



A Trace, write, and say.

B Circle the pictures beginning with the u sound.

1.




2.



3.



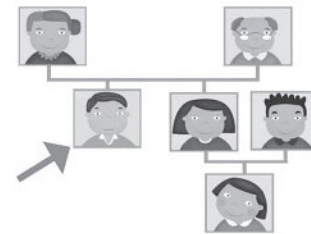
4.



5.



6.





C Connect, say, and write Uu.





A Trace, write, and say.



Tracing practice for uppercase 'V' and lowercase 'v' on a three-line grid. The first box shows a large 'V' with arrows indicating the stroke direction. The second box shows a smaller 'v' with arrows. To the right is a cartoon illustration of a smiling bus.


B Which ones begin with the v sound? Match and write.


1.  

Vv 



2.  

Vv 



3.  

Vv 



4.  

Vv 



C Say. Then write Vv or cross it out.

1. 

2. 

3. 


4. 















A Say. Circle the beginning sound. Trace. Then write.



1. 


s	t
u	v



2. 


s	t
u	v



3. 

s	t
u	v



4. 



s	t
u	v



 



B Draw the shapes and write.



Ss =  Tt =  Uu =  Vv = 



1.  


2.  

3.  

4.  

5.  

6.  



A Trace, write, and say.

Tracing practice for uppercase W and lowercase w. The first box shows a large uppercase W with numbered arrows indicating stroke order: 1 for the first downward stroke, 2 for the first upward stroke, 3 for the second downward stroke, and 4 for the second upward stroke. The second box shows a smaller lowercase w with numbered arrows: 1 for the downward stroke, 2 for the first upward stroke, and 3 for the second upward stroke. To the right is a cartoon wolf wearing a graduation cap and holding a diploma.

B Write Ww. Then match.


Matching exercise. On the left are six numbered items: 1. an ostrich, 2. water droplets, 3. a wolf, 4. an umbrella, 5. a spiderweb, and 6. a digital watch. In the center is a large empty writing box with a dashed midline and a solid bottom line, containing a dot at the bottom center for starting the letter 'w'.

C Say. Then write Ww or cross it out.

Classification exercise. Four numbered items are shown: 1. water droplets, 2. a digital watch, 3. an umbrella, and 4. a spiderweb. Below each item is a writing box with a dashed midline and a solid bottom line for practicing writing the letter 'w'.




A Trace, write, and say.



B Circle the pictures ending with the x sound.

1.



2.



3.



4.




5.



6.



C Connect, say, and write Xx.



A Trace, write, and say.

B Which ones begin with the y sound? Match and write.

1.

Yy •



2.

Yy •



3.

Yy •



4.

Yy •



C Say. Then write Yy or cross it out.

1.



2.



3.



4.





A Trace, write, and say.



B Circle the pictures beginning with the z sound.

1.



2.



3.



4.




5.



6.



C Color Z and z. Then write.





A Which ones begin or end with the sound? Write ✓.



1. **Zz**

0	6
<input type="checkbox"/>	<input type="checkbox"/>



2. **Xx**

	
<input type="checkbox"/>	<input type="checkbox"/>



3. **Ww**

	
<input type="checkbox"/>	<input type="checkbox"/>



4. **Yy**

	
<input type="checkbox"/>	<input type="checkbox"/>



5. **Ww**

	
<input type="checkbox"/>	<input type="checkbox"/>



6. **Zz**

	
<input type="checkbox"/>	<input type="checkbox"/>



7. **Xx**

	
<input type="checkbox"/>	<input type="checkbox"/>





8. **Yy**

	
<input type="checkbox"/>	<input type="checkbox"/>

9. **Xx**










	
<input type="checkbox"/>	<input type="checkbox"/>

B Connect, trace, and write.

1. W	2. X	3. Y	4. Z
•	•	•	•
•	•	•	•
			
•	•	•	•
<input type="text"/>	<input type="text"/>	<input type="text"/>	<input type="text"/>



A Say. Then circle the beginning or ending sound.

1.  S t u	2.  V W X	3.  X Y Z
4.  t u v	5.  U V W	6.  V W X
7.  S t u	8.  V W X	9.  X Y Z

B Say and match.

1. S 2. T 3. U 4. V 5. W 6. X 7. Y 8. Z

• • • • • • • •

• • • • • • • •



• • • • • • • •

















• • • • • • • •

Z W V S y t X U



C Write, say, and connect in S-T-U order.

D Say and write.

1.		2.		3.		4.	
							
5.		6.		7.		8.	
							



A Write the alphabet.

Aa

Bb

Cc

Dd

Ee

Ff

Gg

Hh

Ii

Jj

Kk

Ll

Mm

Nn

Oo

Pp

Qq

Rr

Ss

Tt

Uu

Vv

Ww

Xx

Yy

Zz



Aa

Bb

Cc

Dd

Ee

Ff

Gg

Hh

Ii

Jj

Kk

Ll

Mm

Nn

Oo



Letter Cards

Pp

Qq

Rr

Ss

Tt

Uu

Vv

Ww

Xx

Yy

Zz

These cards
belong to:

OXFORD
UNIVERSITY PRESS

198 Madison Avenue
New York, NY 10016 USA

Great Clarendon Street, Oxford, OX2 6DP, United Kingdom

Oxford University Press is a department of the University of Oxford.
It furthers the University's objective of excellence in research, scholarship,
and education by publishing worldwide. Oxford is a registered trade
mark of Oxford University Press in the UK and in certain other countries

© Oxford University Press 2015

The moral rights of the author have been asserted

eBook Edition

ISBN: 978 0 19 471253 8 Interactive ebook

ISBN: 978 0 19 471261 3 Interactive ebook - app version

First published in 2015

No copying or file sharing

This digital publication is protected by international copyright laws.
No part of this digital publication may be reproduced, modified, adapted,
stored in a retrieval system, or transmitted, in any form or by any means,
to any other person or company without the prior permission in writing
of Oxford University Press, or as expressly permitted by law. Enquiries
concerning reproduction outside the scope of the above should be sent to
the ELT Rights Department, Oxford University Press, at the address above
You must not modify, adapt, copy, store, transfer or circulate the contents
of this publication under any other branding or as part of any other product.
You may not print out material for any commercial purpose or resale
Any websites referred to in this publication are in the public domain and
their addresses are provided by Oxford University Press for information only.
Oxford University Press disclaims all and any responsibility for the content
of such websites

ACKNOWLEDGEMENTS

Cover Design: Molly K. Scanlon

*The authors and publisher are grateful to those who have given permission to reproduce
the following extracts and adaptations of copyright material:*

Illustrations by: Scott Angle, Constanza Basaluzzo, Robin Boyer, Javier Burgos,
Nancy Carlson, Marcus Cutler, Mattia Cerato, Lalena Fisher, Nathan Jarvis, Bill
Ledger (3D art), Julissa Mora, Kristin Varner.

Oxford Phonics World

Let us guide you through
the world of phonics...



Oxford Phonics World is the first step on your students' journey into English, leading you through **all 44 sounds**.

- **Over 150 Phonics Friends** — an angry apple, a big bear, and others — help children remember English sounds.
- **Action songs, chants, and games** encourage children to discover connections between English sounds and letters.
- **Active class activities** develop children's listening, speaking, reading, writing, and spelling skills and provide opportunities to apply them.
- **Multi-ROMs** include fun animations and interactive games, stories, and songs for practice at home.

5 levels of phonics for use before or alongside your English course

- **Student Book with Student Cards and Multi-ROM**
- **Workbook**
- **Teacher's Book**
- **Phonics Cards**
- **Phonics Readers**
- **Oxford iTools**
Digital Classroom Resources



Authors **Kaj Schwermer, Julia Chang, and Craig Wright**, and musician **Laurie Thain** are experienced teachers and teacher trainers who specialize in phonics instruction.

OXFORD
UNIVERSITY PRESS

www.oup.com/elt/oxfordphonicsworld

ISBN 978-0-19-459622-0



9 780194 596220