

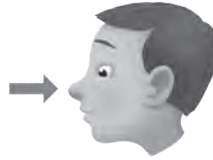
A Listen and check.

01

Example:



1.



2.



3.



4.



5.



B Listen, circle, and write.



Example:

Mm Oo **Nn**

Nn

1. Nn Mm Oo

2. Oo Nn Mm

3. Nn Oo Mm

4. Mm Nn Oo

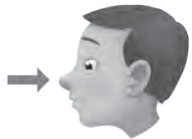
5. Oo Mm Nn

C Check.

Example:



Oo



1.



Nn



2.



Oo



3.



Mm



D Circle.

Example:




Mm
Oo
Nn

1.



Nn
Mm
Oo

2.



Mm
Nn
Oo

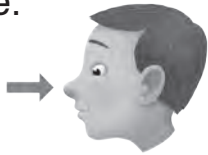
3.



Oo
Nn
Mm

E Write.

Example:



Nn

1.



2.



3.



4.